

A high-action photograph of a mountain bike rider navigating a steep, rocky trail. The rider is positioned in the lower right corner, with the rear wheel and a portion of the frame visible. The trail is composed of loose, dark rocks and dirt, which is being kicked up by the bike's movement, creating a sense of motion. In the background, a large, rugged rock formation rises against a clear, bright blue sky. The overall scene conveys a sense of adventure and outdoor recreation.

Fujii



MY2021



FEELS LIKE FUJI

Fuji is celebrating 120 years of building bikes. Our century-old pedigree is present whether you're climbing on a featherweight race bike, navigating city traffic on a Feather, or ripping single track on a full-suspension mountain bike. For us, it's not just about the number of years we have been making bikes, it's the stories we're helping you tell.

ELECTRIC

- 08 SL-E
- 10 E-Jari
- 12 Blackhill EVO
- 16 Ambient EVO / Ambient

ROAD

- 22 Transonic
- 26 SL
- 30 SL-A
- 32 Track Elite
- 34 Gran Fondo
- 36 Sportif
- 40 Norcom Straight
- 42 Jari Carbon
- 44 Jari
- 48 Touring LTD

MOUNTAIN

- 52 Auric LT
- 54 Rakan
- 58 Rakan LT
- 60 SLM
- 64 Nevada

LIFESTYLE / CITY

- 74 Absolute
- 78 Traverse
- 82 Feather
- 84 Declaration

JUNIOR & KIDS

- 88 Nevada
- 90 Dynamite

CONTENTS



CONTENTS

- 08 SL-E
- 10 E-Jari
- 12 Blackhill EVO
- 16 Ambient EVO / Ambient



ELECTRIC

SL-E

Our superlight full carbon SL just got a boost with the addition of the powerful Fazua Evation system. The smooth efficient motor turns the SL from a race day classic to an all day road warrior for every rider. Thru-axes increase the power transfer from the motor to the rear wheel, while Shimano Ultegra hydraulic disc brakes give you the stopping confidence you need. Coming equipped with 30c tires, this bike is uniquely equipped for your longest road rides.

AVAILABLE AS



























DESIGNED FOR

The weight-conscious endurance road rider who is looking for a little boost to go the extra mile.

- ✓ C10 carbon frame offers lightweight all-day comfort
- ✓ A Fazua Evation motor system with Black Pepper Performance to provide smooth, silent, and powerful accelerations
- ✓ Front and rear thru-axes to provide stiffness, durability, and exceptional power transfer from the motor to the rear wheel
- ✓ 700x30c tires for the perfect balance between speed and comfort
- ✓ Shimano Ultegra 11-speed drivetrain with hydraulic disc brakes allow for confident shifting and braking
- ✓ Internal cable routing gives a clean look and low maintenance

SL-E

 SIZES	S (51cm), M (54cm), L (57cm), XL (60cm)
 COLOR(S)	Black
 FRAME	C10 high-modulus carbon, Fazua compatible, integrated head tube with 1 1/2" upper and lower, double water bottle mounts, oversized ETC chainstays, flat-mount disc system, carbon dropout with replaceable hanger
 FORK	FC-440 carbon monocoque w/ tapered carbon steerer, 12mm thru-axle dropout w/ flat-mount disc system
 CRANKSET	FSA CK-746-2/IS, 50/34T, for Fazua
 FRONT DERAILLEUR	Shimano Ultegra R8000, braze-on mount
 REAR DERAILLEUR	Shimano Ultegra R8000 GS
 SHIFTERS	Shimano Ultegra Dual Control Hydraulic, 11-speed
 CASSETTE	Shimano 105 R7000, 11-32T
 CHAIN	Shimano HG601-11, HyperGlide-X, 11-speed
 WHEELSET	Oval Concepts 524 Disc, centerlock hubs, 100x12mm & 142x12mm thru axles, 700c 24/28H tubeless compatible rims
 TIRES	Schwalbe One Performance, 30-622, Addix compound, Race Guard, 67tpi
 BRAKESSET	Shimano Ultegra R8020 Hydraulic, 160/160 rotors
 BRAKE LEVERS	Shimano Ultegra Hydraulic
 HEADSET	FSA NO.55R / 1.5"-1.5" / SMR system / ACB bearings
 HANDLEBAR	FSA Energy, 7050 alloy, 125mm drop, 80mm reach, width: S: 400mm / M: 420mm / L-XL: 440mm
 STEM	FSA ST-OS-185 for SMR system, 6061 alloy, 31.8mm clamp, -6°, length: S: 90mm / M: 100mm / L-XL: 110mm
 TAPE	Anti-Slip Silicone
 SADDLE	Oval Concepts 544 with pressure relief zone, steel rails
 SEATPOST	FSA Energy, 6066 alloy micro adjust, 27.2mm diameter, 350mm length
 DRIVE UNIT	Fazua Evation mid-motor, 250W rated power, 55Nm of torque, 25km/h maximum assist
 BATTERY	Fazua Evation 250Wh with charger
 DISPLAY	Fazua Evation FX880 remote
 WEIGHT	14.28 kg



GRAPHIC RENDERING

E-Jari

The gravel soul of the Fuji Jari meets the ease and joy of an eBike! We coupled our popular gravel model with the powerful Fazua Evation system with Black Pepper Performance which offers increased performance, efficiency, and power for a more natural ride experience on and off road. The E-Jari features many of your favorite aspects of the original Jari including additional water bottle mounts, a rack mount, and 45c gravel tires to allow you to go wherever the road points you.

AVAILABLE AS


























DESIGNED FOR

Gravel riders looking to boost their on and off road adventures with the power of an eBike.

- ✓ Four frame sizes with geometry carefully adjusted for great stability while riding in loose terrain, while still maintaining an agile and responsive feel
- ✓ Fazua Evation System with Black Pepper Performance adds a smooth, silent, and powerful electric boost to your ride
- ✓ An additional water bottle mounts and front rack mounts ensure that you're equipped for all-day epics.
- ✓ 44-622 gravel tires offer grip and low rolling resistance making them well suited for gravel and road rides
- ✓ Internal cable routing provides a low maintenance solution and a sleek look
- ✓ Shimano's GRX disc 11-speed drivetrain gives you the range and reliability to tackle any climb and confident braking

E-Jari

 SIZES	S (49cm), M (53cm), L (56cm), XL (59cm)
 COLOR(S)	Black / sand gradient
 FRAME	A6-SL Super-Butted Aluminum, internal cable routing, Fazua compatible, integrated head tube w/ 1 1/2" upper and lower, double water bottle mounts, flat-mount disc system, dropout w/ 12mm replaceable hanger
 FORK	FC-440 Cross carbon monocoque, 12mm thru-axle w/ flat-mount disc tabs, tapered steerer, rack/water bottle mounts
 CRANKSET	FSA CK-746-1/IS, 42T Megatooth, for Fazua
 REAR DERAILLEUR	Shimano GRX RX812 GS
 SHIFTERS	Shimano GRX Dual Control Hydraulic, 11-speed
 CASSETTE	Shimano M5100-11, 11-42T
 CHAIN	Shimano HG601-11, HyperGlide-X, 11-speed
 WHEELSET	WTB HTZ i23 TCS 2.0, 32/32h tubeless compatible rims, 12mm thru-axle cartridge bearing hubs for e-gravel
 TIRES	WTB Riddler, 44-622, Dual DNA Compound, Lightweight Tubeless Caseing, TCS Aramid Bead, Tan walls
 BRAKESET	Shimano GRX Hydraulic, 160/160 rotors
 BRAKE LEVERS	Shimano GRX Hydraulic
 HEADSET	FSA NO.55R / 1.5"-1.5" / SMR system / ACB bearings
 HANDLEBAR	Fuji, 6061 alloy, 31.8mm clamp, 125mm drop, 25° flare, 4° sweep, width: S: 400mm / M: 420mm / L-XL: 440mm
 STEM	FSA ST-OS-185 for SMR system, 6061 alloy, 31.8mm clamp, -6°, length: S: 90mm / M: 100mm / L-XL: 110mm
 TAPE	Anti-Slip Silicone
 SADDLE	Oval Concepts 544 with pressure relief zone, steel rails
 SEATPOST	FSA Energy, 6066 alloy micro adjust, 27.2mm diameter, 350mm length
 DRIVE UNIT	Fazua Evation mid-motor, 250W rated power, 55Nm of torque, 25km/h maximum assist
 BATTERY	Fazua Evation 250Wh with charger
 DISPLAY	Fazua Evation FX880 remote
 WEIGHT	16.6 kg



GRAPHIC RENDERING

Blackhill EVO

Meet the trail conqueror. With a modern alloy frame and Bosch's best pedal-assist mountain bike motor, the Blackhill EVO will help you roll over, up and down almost any terrain. Incorporating the new A4 rear suspension, the Blackhill EVO was designed with a lower step-over height, giving you more confidence and better handling. The Bosch Powertube keeps the battery cleverly hidden in the downtube for a clean, sleek look while beefy 4-piston disc brake system mean you'll stop as efficiently as you go.

AVAILABLE AS




























DESIGNED FOR

Trail riders looking to expand their range with the help of a Bosch pedal-assist electric motor.

- ✓ A6-SL super-buttressed alloy frame is lightweight and strong.
- ✓ New Bosch Performance CX in 4th generation electric motor has 250 watts of power, generates maximal torque of 85Nm, up to 25km/h.
- ✓ 625Wh or 500Wh batteries are incorporated into the downtube, leaving room for water bottles.
- ✓ Active four-bar A4 suspension provides better performance under load and efficiency while climbing, while being reliable and easy to maintain.
- ✓ Boost 148x12 rear and Boost 110x15 front hub spacing stiffens the Blackhill's chassis.
- ✓ Dropper post compatible.
- ✓ New Bosch Kiox or user-friendly Bosch Purion computers relays speed, charging status, riding mode, range, tubeless readyip distance and total distance.
- ✓ 203mm (front and rear) rotors and TRP hydraulic disc brakes provide plenty of stopping power.






















Blackhill EVO 27.5+ 1.1





 SIZES	M (17"), L (19"), XL (21")
 COLOR(S)	Chrome / black gradient
 FRAME	Fuji A6-SL alloy front and rear triangle with down tube for integrated Bosch Power Tube 625Wh or 500Wh battery, Bosch Gen.4 motor cover, 4-bar suspension system, tapered 1 1/8" - 1.5" head tube, post disc mount, Boost 148 x 12mm cold-forged dropout and replaceable hanger, 140mm travel
 FORK	RockShox Revelation RC-A3 27.5+, Debon Air, Crown Lockout, tapered alloy steerer, Boost 110 x 15mm Maxlite Stealth thru axle, 150mm travel, 35mm stanchions
 REAR SHOCK	RockShox Super Deluxe Select+, Debon Air, lockout
 CRANKSET	FSA CK-745/IS, Bosch Gen.4, 32T, with chainguard, for Boost
 BOTTOM BRACKET	Bosch System ISIS drive
 REAR DERAILLEUR	Sram NX Eagle, X-Actuation
 SHIFTERS	Sram NX Eagle Trigger, Single-Click, X-Actuation, Matchmaker type
 CASSETTE	Sram 1230 Eagle, X-Glide, 11-50T, 12-speed
 CHAIN	Sram NX Eagle, PowerLink, FlowLink connector, 12-speed
 WHEELSET	Oval Concepts E-400 Boost 27.5", CL hubs, straight stainless steel spokes, 27.5" 28H tubeless compatible rims
 TIRES	Maxxis Minion DHF (front), Minion DHR II (rear), 27.5" x 2.8", 60 TPI, EXO, tubeless ready
 BRAKESET	TRP G-Spec Trail S, 4-piston hydraulic disc, rotors: 203mm front and rear
 BRAKE LEVERS	TRP G-Spec Trail S, 2 finger lever
 HEADSET	FSA NO.57B, 1 1/8" - 1.5", ACB
 HANDLEBAR	Race Face Affect, flat bar, 2014 alloy, 10mm rise, sweep: 5 degree up, 8 degree back, 35mm clamp, width: 17" - 740mm, 19", 21" - 760mm
 STEM	Race Face Affect R, 6061 alloy, 0 degree, 35mm clamp, length: 17" - 40mm, 19", 21" - 50mm
 GRIPS	WTB Waffel, single LO, dual density Kraton
 SADDLE	WTB High Tail Trail, Comp, e-Bike specific saddle, steel rail
 SEATPOST	KS LEV-SI Dropper, 30.9mm, remote, tubeless ready: 17", 19" - 125mm, 21" - 150mm

 DRIVE UNIT	Bosch Performance Line CX, 4th generation mid-motor, 250W rated power, 85Nm of torque, 25km/h maximum assist
 BATTERY	Bosch Power Tube 625Wh with 4A charger
 DISPLAY	Bosch Kiox Led display, USB charging port, Gorilla glass
 WEIGHT	25.42 kg


















Blackhill EVO 27.5+ 1.3





 SIZES	M (17"), L (19"), XL (21")
 COLOR(S)	Vinyl red / black gradient
 FRAME	Fuji A6-SL alloy front and rear triangle with down tube for integrated Bosch Power Tube 625Wh or 500Wh battery, Bosch Gen.4 motor cover, 4-bar suspension system, tapered 1 1/8" - 1.5" head tube, post disc mount, Boost 148 x 12mm cold-forged dropout and replaceable hanger, 140mm travel
 FORK	SR SunTour Aion Air RC-PCS 27.5+, Low speed compression and rebound adjustment, tapered alloy steerer, Boost 110 x 15mm thru axle, 150mm travel, 35mm stanchions
 REAR SHOCK	Suntour TriAir 3-CR, lockout
 CRANKSET	FSA CK-745/IS, Bosch Gen.4, 32T, with chainguard, for Boost
 BOTTOM BRACKET	Bosch System ISIS drive
 REAR DERAILLEUR	Shimano SLX
 SHIFTERS	Shimano Deore
 CASSETTE	Shimano Deore, 10-51T, 12-speed
 CHAIN	Shimano Deore with QuickLink, 12-speed
 WHEELSET	Formula e-MTB 32H CL hubs, 14/15g stainless steel spokes, WTb ST i35 TCS 2.0 double wall 27.5" tubeless compatible rims
 TIRES	Maxxis Minion DHF (front), Minion DHR II (rear), 27.5" x 2.8", 60 TPI, EXO, tubeless ready
 BRAKES	TRP Slate-T4, 4-piston hydraulic disc, rotors: 203mm front and rear
 BRAKE LEVERS	TRP Slate-T4, 2 finger lever
 HEADSET	FSA NO.57B, 1 1/8" - 1.5", ACB bearings
 HANDLEBAR	Oval Concepts 205 flat bar, 6061 alloy, +/- 5mm rise, 9 degree sweep, 31.8mm clamp, width: 760mm
 STEM	Oval Concepts 600AM, 3D-forged 6061 alloy, 0 degree, 31.8mm clamp, length: 17", 19" - 35mm, 21" - 45mm
 GRIPS	WTB Waffel, single LO, dual density Kraton
 SADDLE	WTB High Tail Trail, Comp, e-Bike specific saddle, steel rail
 SEATPOST	KS LEV-SI Dropper, 30.9mm, remote, tubeless ready: 17", 19" - 125mm, 21" - 150mm

 DRIVE UNIT	Bosch Performance Line CX, 4th generation mid-motor, 250W rated power, 85Nm of torque, 25km/h maximum assist
 BATTERY	Bosch Power Tube 625Wh with 4A charger
 DISPLAY	Bosch Kiox Led display, USB charging port, Gorilla glass
 WEIGHT	25.71 kg
























Blackhill EVO 27.5+ 1.5





 SIZES	M (17"), L (19"), XL (21")
 COLOR(S)	Apple green / black gradient
 FRAME	Fuji A6-SL alloy front and rear triangle with down tube for integrated Bosch Power Tube 625Wh or 500Wh battery, Bosch Gen.4 motor cover, 4-bar suspension system, tapered 1 1/8" - 1.5" head tube, post disc mount, Boost 148 x 12mm cold-forged dropout and replaceable hanger
 FORK	SR SunTour Zeron 27.5+, Lockout, Rebound, Coil, tapered alloy steerer, Boost 110 x 15mm thru axle, 150mm travel, 35mm stanchions
 REAR SHOCK	Suntour TriAir 3-CR, lockout, 210 x 50mm
 CRANKSET	FSA CK-745/IS, Bosch Gen.4, 32T, with chainguard, for Boost
 BOTTOM BRACKET	Bosch System ISIS drive
 REAR DERAILLEUR	Shimano Deore
 SHIFTERS	Shimano Deore
 CASSETTE	Shimano, 11-51T, 11-speed
 CHAIN	Shimano HG601-11, 11-speed
 WHEELSET	Shimano MT400-Boost 32H CL hubs, 14/15g stainless steel spokes, WTb ST i35 TCS 2.0 double wall 27.5" tubeless compatible rims
 TIRES	WTB Vigilante Comp, 27.5" x 2.8", 27 TPI, wire
 BRAKES	TRP Slate-T4 and X2, 4-piston front, 2-piston rear hydraulic disc, rotors: 203mm front and rear
 BRAKE LEVERS	TRP Slate-T4, 2 finger lever
HEADSET	FSA NO.57B, 1 1/8" - 1.5", ACB bearings
HANDLEBAR	Oval Concepts 205 flat bar, 6061 alloy, +/- 5mm rise, 9 degree sweep, 31.8mm clamp, width: 760mm
STEM	Oval Concepts 600AM, 3D-forged 6061 alloy, 0 degree, 31.8mm clamp, length: 17", 19" - 35mm, 21" - 45mm
GRIPS	WTB Waffel, single LO, dual density Kraton
SADDLE	WTB High Tail Trail, Comp, e-Bike specific saddle, steel rail
SEATPOST	KS LEV-SI Dropper, 30.9mm, remote, tubeless ready: 17", 19" - 125mm, 21" - 150mm

 DRIVE UNIT	Bosch Performance Line CX, 4th generation mid-motor, 250W rated power, 85Nm of torque, 25km/h maximum assist
 BATTERY	Bosch Power Tube 500Wh with 2A charger
 DISPLAY	Bosch Purion
 WEIGHT	26.08 kg
















Blackhill EVO 29 1.3









 SIZES	M (17"), L (19"), XL (21")
 COLOR(S)	Black / vinyl red gradient
 FRAME	Fuji A6-SL alloy front and rear triangle with down tube for integrated Bosch Power Tube 625Wh or 500Wh battery, Bosch Gen.4 motor cover, 4-bar suspension system, tapered 1 1/8" - 1.5" head tube, post disc mount, Boost 148 x 12mm cold-forged dropout and replaceable hanger, 130mm travel
 FORK	SR SunTour Aion Air RC-PCS 29, Low speed compression and rebound adjustment, tapered alloy steerer, Boost 110 x 15mm thru axle, 130mm travel, 35mm stanchions
 REAR SHOCK	Suntour TriAir 3-CR, lockout, 210 x 50mm
 CRANKSET	FSA CK-745/IS, Bosch Gen.4, 32T, with chainguard, for Boost
 BOTTOM BRACKET	Bosch System ISIS drive
 REAR DERAILLEUR	Shimano SLX 7100
 SHIFTERS	Shimano Deore
 CASSETTE	Shimano Deore, 10-51T, 12-speed
 CHAIN	Shimano Deore with QuickLink, 12-speed
 WHEELSET	Formula e-MTB 32H CL hubs, 14/15g stainless steel spokes, WTB ST i29 TCS 2.0 double wall 29" tubeless compatible rims
 TIRES	Maxxis Forekaster, 29" x 2.35", 60 TPI, wire
 BRAKES	TRP Slate-T4, 4-piston hydraulic disc, rotors: 203mm front and rear
 BRAKE LEVERS	TRP Slate-T4, 2 finger lever
 HEADSET	FSA NO.57B, 1 1/8" - 1.5", ACB bearings
 HANDLEBAR	Oval Concepts 205 flat bar, 6061 alloy, +/- 5mm rise, 9 degree sweep, 31.8mm clamp, width: 760mm
 STEM	Oval Concepts 600AM, 3D-forged 6061 alloy, 0 degree, 31.8mm clamp, length: 17", 19" - 35mm, 21" - 45mm
 GRIPS	WTB Waffle, single LO, dual density Kraton
 SADDLE	WTB High Tail Trail, Comp, e-Bike specific saddle, steel rail
 SEATPOST	KS LEV-SI Dropper, 30.9mm, remote, tubeless ready, 17", 19" - 125mm, 21" - 150mm

 DRIVE UNIT	Bosch Performance Line CX, 4th generation mid-motor, 250W rated power, 85Nm of torque, 25km/h maximum assist
 BATTERY	Bosch Power Tube 625Wh with 4A charger
 DISPLAY	Bosch Kiox Led display, USB charging port, Gorilla glass
 WEIGHT	26.47 kg



Blackhill EVO 29 EQP

 SIZES	M (17"), L (19"), XL (21")
 COLOR(S)	Wet gray / black gradient
 FRAME	Fuji A6-SL alloy front and rear triangle with down tube for integrated Bosch Power Tube 625Wh or 500Wh battery, Bosch Gen.4 motor cover, 4-bar suspension system, tapered 1 1/8" - 1.5" head tube, post disc mount, Boost 148 x 12mm cold-forged dropout and replaceable hanger, 130mm travel
 FORK	SR SunTour Aion Air RC-PCS 29, Low speed compression and rebound adjustment, tapered alloy steerer, Boost 110 x 15mm thru axle, 130mm travel, 35mm stanchions
 REAR SHOCK	Suntour TriAir 3-CR, lockout
 CRANKSET	FSA CK-745/IS, Bosch Gen.4, 32T, with chainguard, for Boost
 BOTTOM BRACKET	Bosch System ISIS drive
 REAR DERAILLEUR	Shimano Deore
 SHIFTERS	Shimano Deore
 CASSETTE	Shimano Deore, 11-51T, 11-speed
 CHAIN	Shimano HG601-11, 11-speed
 WHEELSET	Shimano MT400-Boost CL 32H hubs, 14/15g stainless steel spokes, WTB ST i25 TCS 2.0 double wall 29" tubeless compatible rims
 TIRES	Maxxis Crossmark II, 29" x 2.25", 60 TPI, folding, EXO, tubeless ready
 BRAKES	TRP Slate-T4 and X2, 4-piston front, 2-piston rear hydraulic disc, rotors: 203mm front and 180mm rear
 BRAKE LEVERS	TRP Slate-T4, 2 finger lever
 HEADSET	FSA NO.57B, 1 1/8" - 1.5", ACB bearings
 HANDLEBAR	Oval Concepts 205 flat bar, 6061 alloy, +/- 15mm rise, 9 degree sweep, 31.8mm clamp, width: 760mm
 STEM	Oval Concepts 600AM, 3D-forged 6061 alloy, 0 degree, 31.8mm clamp, length: 17", 19" - 35mm, 21" - 45mm
 GRIPS	WTB Waffle, single LO, dual density Kraton
 SADDLE	WTB High Tail Trail, Comp, e-Bike specific saddle, steel rail
 SEATPOST	Oval Concepts 300, 6061 alloy micro adjust, 30.9mm diameter with QR seatclamp

 FENDERS	Fuji Alloy Fender, Multi chamber extrusion
 HEADLIGHT	Lezyne Hecto E65, 65 Lux, 6-12V, with stem mount
 TAILLIGHT	Herrmans H-Cargo Narrow, integrated with rear carrier
 REAR CARRIER	Standwell tubular aluminium, with Rack Time Snap-IT platform and spring clamp, integrated rear light
 DRIVE UNIT	Bosch Performance Line CX, 4th generation mid-motor, 250W rated power, 85Nm of torque, 25km/h maximum assist
 BATTERY	Bosch Power Tube 500Wh with 2A charger
 DISPLAY	Bosch Purion
 WEIGHT	25 kg



Ambient EVO

No matter how steep the terrain is – with the Fuji Ambient you are ready to conquer every hill. The Ambient is equipped with the latest Bosch pedal-assist systems and offers the extra help on long climbs if needed. These eBikes are suited for anyone looking for more fun or easier shredding on the trails.

Ambient

AVAILABLE AS




























DESIGNED FOR

Mountain bikers looking for a little assist on those longer, steeper climbs or as the miles build up.

- ✓ A6-SL alloy frame is both strong and lightweight.
- ✓ Boost 148x12 rear hub spacing stiffens the Ambient's chassis and increases confidence when cornering and on high-speed descents.
- ✓ 130mm of travel for 27.5+ and 120mm of travel for 29" models smooths out the bumps.
- ✓ New Bosch Performance CX in 4th generation electric motor has 250 watts of power, generates maximal torque of 85Nm, up to 25km/h.
- ✓ Bosch Kiox and Purion displays.
- ✓ 4-piston hydraulic disc brakes provide superior stopping power in all weather conditions.
- ✓ Model line based on 27.5 plus and 29 wheels/tires.
- ✓ Powertube 625Wh or 500Wh batteries are incorporated into the downtube, leaving room for water bottles.






















Ambient EVO 29 1.1





 SIZES	M (17"), L (19"), XL (21")
 COLOR(S)	Cosmic purple
 FRAME	Fuji A6-SL alloy front and rear triangle with down tube for integrated Bosch Power Tube 625Wh or 500Wh battery, Bosch Gen.4 motor cover, tapered 1 1/8" - 1.5" head tube, post disc mount, Boost 148 x 12mm cold-forged dropout and replaceable hanger
 FORK	RockShox Recon Gold RL C1 29, Debon Air, Remote lockout, tapered alloy steerer, Boost 110 x 15mm Maxlite Stealth thru axle, 120mm travel, 32mm stanchions
 CRANKSET	FSA CK-745/IS, Bosch Gen.4, 32T, with chainguard, for Boost
 BOTTOM BRACKET	Bosch System ISIS drive
 PEDALS	Alloy platform, chromoly axle
 REAR DERAILLEUR	Shimano SLX
 SHIFTERS	Shimano Deore
 CASSETTE	Shimano Deore, 10-51T, 12-speed
 CHAIN	Shimano Deore with QuickLink, 12-speed
 WHEELSET	Oval Concepts E-400 Boost 29" CL hubs, straight stainless steel spokes, 28H tubeless compatible rims
 TIRES	Maxxis Aggressor, 29" x 2.5", 60 TPI, folding, EXO, tubeless ready
 BRAKESET	TRP Slate-T4, 4-piston hydraulic disc, rotors: 203mm front and rear
 BRAKE LEVERS	TRP Slate-T4, 2 finger lever
 HEADSET	FSA NO.57B, 1 1/8" - 1.5", ACB bearings
 HANDLEBAR	Oval Concepts 205 flat bar, 6061 alloy, +/- 5mm rise, 9 degree sweep, 31.8mm clamp, width: 760mm
 STEM	3D-forged 6061 alloy, 7 degree, 31.8mm clamp, length: 17" - 35mm, 19" - 45mm, 21" - 60mm
 GRIPS	WTB Waffel, single LO, dual density Kraton
 SADDLE	WTB High Tail Trail, Comp, e-Bike specific saddle, steel rail
 SEATPOST	Oval Concepts 300, 6061 alloy micro adjust, 30.9mm diameter

 DRIVE UNIT	Bosch Performance Line CX, 4th generation mid-motor, 250W rated power, 85Nm of torque, 25km/h maximum assist
 BATTERY	Bosch Power Tube 625Wh with 4A charger
 DISPLAY	Bosch Kiox Led display, USB charging port, Gorilla glass
 WEIGHT	22.91 kg
























Ambient EVO 29 1.3










 SIZES	M (17"), L (19"), XL (21")
 COLOR(S)	Opal green
 FRAME	Fuji A6-SL alloy front and rear triangle with down tube for integrated Bosch Power Tube 625Wh or 500Wh battery, Bosch Gen.4 motor cover, tapered 1 1/8" - 1.5" head tube, post disc mount, Boost 148 x 12mm cold-forged dropout and replaceable hanger
 FORK	SR SunTour XCR34-Air 29, Lockout, tapered alloy steerer, Boost 110 x 15mm thru axle, 120mm travel, 34mm stanchions
 CRANKSET	FSA CK-745/IS, Bosch Gen.4, 32T, with chainguard, for Boost
 BOTTOM BRACKET	Bosch System ISIS drive
 PEDALS	Alloy platform, chromoly axle
 REAR DERAILLEUR	Shimano Deore
 SHIFTERS	Shimano Deore
 CASSETTE	Shimano Deore, 11-51T, 11-speed
 CHAIN	Shimano HG601-11, 11-speed
 WHEELSET	Shimano MT400-Boost CL 32H hubs, 14/15g stainless steel spokes, WTB ST i29 TCS 2.0 double wall 29" tubeless compatible rims
 TIRES	Maxxis Agressor, 29" x 2.5", 60 TPI, folding, EXO, tubeless ready
 BRAKESET	TRP Slate-T4 and X2, 4-piston front, 2-piston rear hydraulic disc, rotors: 203mm front and rear
 BRAKE LEVERS	TRP Slate-T4, 2 finger lever
 HEADSET	FSA NO.57B, 1 1/8" - 1.5", ACB bearings
 HANDLEBAR	Oval Concepts 205 flat bar, 6061 alloy, +/- 5mm rise, 9 degree sweep, width: 760mm
 STEM	3D-forged 6061 alloy, 7 degree, 31.8mm clamp, length: 17" - 35mm, 19" - 45mm, 21" - 60mm
 GRIPS	WTB Waffel, single LO, dual density Kraton
 SADDLE	WTB High Tail Trail, Comp, e-Bike specific saddle, steel rail
 SEATPOST	Oval Concepts 300, 6061 alloy micro adjust, 30.9mm diameter

 DRIVE UNIT	Bosch Performance Line CX, 4th generation mid-motor, 250W rated power, 85Nm of torque, 25km/h maximum assist
 BATTERY	Bosch Power Tube 500Wh with 2A charger
 DISPLAY	Bosch Purion
 WEIGHT	22.96 kg



Ambient EVO 29 EQP

 SIZES	M (17"), L (19"), XL (21")
 COLOR(S)	Wet gray
 FRAME	Fuji A6-SL alloy front and rear triangle with down tube for integrated Bosch Power Tube 625Wh or 500Wh battery, Bosch Gen.4 motor cover, tapered 1 1/8" - 1.5" head tube, post disc mount, Boost 148 x 12mm cold-forged dropout and replaceable hanger
 FORK	SR SunTour XCR34-Air 29, Lockout, tapered alloy steerer, Boost 110 x 15mm thru axle, 120mm, 34mm stanchions
 CRANKSET	FSA CK-745/IS, Bosch Gen.4, 32T, with chainguard, for Boost
 BOTTOM BRACKET	Bosch System ISIS drive
 PEDALS	Alloy platform, chromoly axle
 REAR DERAILLEUR	Shimano Deore
 SHIFTERS	Shimano Deore
 CASSETTE	Shimano Deore, 11-51T, 11-speed
 CHAIN	Shimano HG601-11, 11-speed
 WHEELSET	Shimano MT400-Boost CL 32H hubs, 14/15g stainless steel spokes, WTB ST i25 TCS 2.0 double wall 29" tubeless compatible rims
 TIRES	Maxxis Crossmark II, 29" x 2.25", 60 TPI, folding, EXO, tubeless ready
 BRAKESET	TRP Slate-T4 and X2, 4-piston front, 2-piston rear hydraulic disc, rotors: 203mm front and rear
 BRAKE LEVERS	TRP Slate-T4, 2 finger lever
 HEADSET	FSA NO.57B, 1 1/8" - 1.5", ACB bearings
 HANDLEBAR	Oval Concepts 205 flat bar, 6061 alloy, +/- 15mm rise, 9 degree sweep, 31.8mm clamp, width: 760mm
 STEM	3D-forged 6061 alloy, 7 degree, 31.8mm clamp, length: 17" - 35mm, 19" - 45mm, 21" - 60mm
 GRIPS	WTB Waffel, single LO, dual density Kraton
 SADDLE	WTB High Tail Trail, Comp, e-Bike specific saddle, steel rail
 SEATPOST	Oval Concepts 300, 6061 alloy, 30.9mm

 FENDERS	Fuji Alloy Fender, Multi chamber extrusion
 HEADLIGHT	Lezyne Hecto E65, 65 Lux, 6-12V, with stem mount
 TAILLIGHT	Herrmans H-Cargo Narrow, integrated with rear carrier
 REAR CARRIER	Standwell tubular aluminium, with Rack Time Snap-IT platform and spring clamp, integrated rear light
 DRIVE UNIT	Bosch Performance Line CX, 4th generation mid-motor, 250W rated power, 85Nm of torque, 25km/h maximum assist
 BATTERY	Bosch Power Tube 500Wh with 2A charger
 DISPLAY	Bosch Purion
 ACCESSORIES	Alloy kickstand, bell
 WEIGHT	24.64 kg



Ambient EVO 27.5+ 1.3

SIZES	M (17"), L (19"), XL (21")
COLOR(S)	Opal green
FRAME	Fuji A6-SL alloy front and rear triangle with down tube for integrated Bosch Power Tube 625Wh or 500Wh battery, Bosch Gen.4 motor cover, tapered 1 1/8" - 1.5" head tube, post disc mount, Boost 148 x 12mm cold-forged dropout and replaceable hanger
FORK	SR SunTour Zeron 27.5, Lockout, Rebound, Coil, tapered alloy steerer, Boost 110 x 15mm thru axle, 130mm travel, 35mm stanchions
CRANKSET	FSA CK-745/IS, Bosch Gen.4, 32T, with chainguard, for Boost
BOTTOM BRACKET	Bosch System ISIS drive
PEDALS	Alloy platform, chromoly axle
REAR DERAILLEUR	Shimano Deore
SHIFTERS	Shimano Deore
CASSETTE	Shimano Deore, 11-51T, 11-speed
CHAIN	Shimano HG601-11, 11-speed
WHEELSET	Shimano MT400-Boost CL 32H hubs, 14/15g stainless steel spokes, WTB ST i35 TCS 2.0 double wall 27.5" tubeless compatible rims
TIRES	WTB Vigilante Comp, 27.5" x 2.8", 27 TPI, wire bead
BRAKESET	TRP Slate-T4 and X2, 4-piston front, 2-piston rear hydraulic disc, rotors: 203mm front and rear
BRAKE LEVERS	TRP Slate-T4, 2 finger lever
HEADSET	FSA NO.57B, 1 1/8" - 1.5", ACB bearings
HANDLEBAR	Oval Concepts 205 flat bar, 6061 alloy, +/- 5mm rise, 9 degree sweep, 31.8mm clamp, width: 760mm
STEM	3D-forged 6061 alloy, 7 degree, 31.8mm clamp, length: 17" - 35mm, 19" - 45mm, 21" - 60mm
GRIPS	WTB Waffel, single LO, dual density Kraton
SADDLE	WTB High Tail Trail, Comp, e-Bike specific saddle, steel rail
SEATPOST	Oval Concepts 300, 6061 alloy micro adjust, 30.9mm diameter

DRIVE UNIT	Bosch Performance Line CX, 4th generation mid-motor, 250W rated power, 85Nm of torque, 25km/h maximum assist
BATTERY	Bosch Power Tube 500Wh with 2A charger
DISPLAY	Bosch Purion
WEIGHT	23.91 kg



Ambient 29 EQP

SIZES	M (17"), L (19"), XL (21")
COLOR(S)	Black
FRAME	Fuji A2-SL alloy front and rear triangle w/ PowerCurve down tube, tapered 1 1/8" - 1.5" head tube, post disc mount, Boost 148 x 12mm cold-forged dropout and replaceable hanger
FORK	SR Suntour SF17-XCM32-HLO-DS-29 w/ hydraulic lockout, tapered alloy steerer, 100 x 15mm thru axle, long fender mounts, 100mm travel, 32mm stanchions
CRANKSET	FSA CK-340/IS, Bosch Gen.3, 44T, with chainguard
BOTTOM BRACKET	Bosch System ISIS drive
PEDALS	Alloy platform, chromoly axle
REAR DERAILLEUR	Shimano Alivio
SHIFTERS	Shimano Alivio, Rapid Fire Plus
CASSETTE	Shimano HG200, 11-34T, 9-speed
CHAIN	KMC e9Turbo w/ Missing Link, 9-speed
WHEELSET	Formula CL-71 100 x 15mm 6 bolt disc front, Formula CL-1248S 148 x 12mm Boost 6 bolt disc rear hubs, 14g stainless steel spokes, Vera Terra DPD16 double wall rims
TIRES	Continental Double Fighter III, 29" x 2.0", with reflective stripe, 180tpi
BRAKESET	Shimano MT200, hydraulic disc, rotors: 180mm front, 160mm rear
BRAKE LEVERS	Shimano MT201, hydraulic disc 2 finger levers
HEADSET	FSA NO.42B, 1 1/8" - 1.5", retainer bearings
HANDLEBAR	Oval Concepts riser bar, 6061 alloy, 15mm rise, 5 degree sweep, 31.8mm clamp
STEM	Oval Concepts 313, 3D-forged 6061 alloy, 31.8mm clamp, +/- 7 degree
GRIPS	Oval Concepts 400, dual density Kraton
SADDLE	Oval Concepts 300P, steel rail
SEATPOST	Oval Concepts, 6061 alloy micro adjust, 30.9mm diameter

FENDERS	SKS Stingray 2, PET, with spoiler, stainless hardware, rear reflector
HEADLIGHT	Busch + Müller Lumotec Avy, Mirror Optic Beam, 40 Lux, 5-15V, with reflector, crown mounted
TAILLIGHT	Herrmans H-Cargo Narrow, integrated with rear carrier
REAR CARRIER	Standwell tubular aluminium, with CarryMore platform and spring clamp, integrated rear light
DRIVE UNIT	Bosch Performance Line, 3rd generation mid-motor, 250W rated power, 65Nm of torque, 25km/h maximum assist
BATTERY	Bosch Power Pack 500Wh with 2A charger
DISPLAY	Bosch Purion
ACCESSORIES	Alloy kickstand, bell
WEIGHT	23.36 kg



CONTENTS

22	Transonic
26	SL
30	SL-A
32	Track Elite
34	Gran Fondo
36	Sportif
40	Norcom Straight
42	Jari Carbon
44	Jari
48	Touring LTD

ROAD

Transonic

How do you make a great aerodynamic bike even greater? By adapting the revolutionary Linear design revealed in the smashing success of the new Supreme to Fuji's speed flagship, the Transonic. Gone are the rounded tubes that defined the previous bike, already one of the fastest around. The new frame uses Kamm tails – truncated airfoils designed to improve aerodynamic performance at all wind angles. On disc brake models, the calipers are shrouded to further cheat the wind. And there is complete cable integration on the top-end eTap model. The dictionary now has a new definition for fast: Transonic.

AVAILABLE AS

























DESIGNED FOR

Serious road riders and racers who want the fastest, slipperiest and most forward-thinking bike that will help them cheat the wind and beat the clock – or their buddies in a town-line sprint.























- ✓ Computational Fluid Dynamics (CFD) analysis ensures airflow is minimized over each section of the frame.
- ✓ Kamm tail tube shapes perform better – with less drag – at all angles than full airfoils.
- ✓ High compaction molding helps eliminate wrinkles and excess resin to deliver the lightest and strongest frame possible.
- ✓ Progressive stack and reach geometry ensures that all sizes place riders in the perfect position.
- ✓ 12mm thru-axles front and rear for extra stiffness.
- ✓ Full aero shallow-drop handlebars and -17 degree stems.

Transonic 1.1

 SIZES	S (52cm), M (54cm), L (56cm), XL (58cm)
 COLOR(S)	Satin Carbon / Gloss Black
 FRAME	C15 ultra high-modulus carbon, high compaction molding, integrated and tapered head tube, PF30 BB, 142x12mm thru-axle
 FORK	C15 carbon monocoque, tapered carbon steerer, 100x12mm thru-axle
 CRANKSET	SRAM Force carbon, 48/35T
 BOTTOM BRACKET	SRAM DUB, PF30
 FRONT DERAILLEUR	SRAM Force eTap AXS™
 REAR DERAILLEUR	SRAM Force eTap AXS™
 SHIFTERS	SRAM Force eTap AXS™, 2 x 12-speed
 CASSETTE	SRAM Force XG-1270, 10-33T
 CHAIN	SRAM Force
 WHEELSET	Vision Tech TC55, Carbon
 TIRES	Vittoria Corsa, G2.0, 28-622, 320 tpi, folding
 BRAKESSET	SRAM Force eTap AXS™, hydraulic disc, 160/140mm rotors
 BRAKE LEVERS	SRAM Force eTap AXS™, hydraulic disc
 HEADSET	FSA, 1 1/4" upper - 1 1/2" lower, integrated
 HANDLEBAR	Oval Concepts 990 Aero carbon, 31.8mm clamp, 125mm drop / 75mm reach
 STEM	Oval Concepts 790 Aero, 3D-forged, -17 degree, integrated computer mount
 TAPE	Anti-slip silicone
 SADDLE	Oval Concepts X38 with pressure relief zone, cromo rails
 SEATPOST	Oval Concepts Transonic Aero, 300mm 52cm / 350mm 54-61cm
 WEIGHT	8.4 kg


























Transonic 2.1

 SIZES	XS (49cm), S (52cm), M (54cm), L (56cm), XL (58cm), XXL (61cm)
 COLOR(S)	Pearl Sage
 FRAME	C10 high-modulus carbon, integrated and tapered head tube, PF30 BB, 142x12mm thru-axle
 FORK	C10 carbon monocoque, tapered carbon steerer, 100x12mm thru-axle
 CRANKSET	Praxis Zyante Carbon, 52/36T
 BOTTOM BRACKET	Praxis M30, PF30
 FRONT DERAILLEUR	Shimano Ultegra
 REAR DERAILLEUR	Shimano Ultegra
 SHIFTERS	Shimano Ultegra Dual Control, 2 x 11-speed
 CASSETTE	Shimano Ultegra, 11-30T
 CHAIN	KMC X11EL
 WHEELSET	Vision Trimax 35 Disc, alloy tubeless rims, 24/24H
 TIRES	Vittoria Rubino Pro IV, G2.0, 28-622, 150tpi, folding
 BRAKESET	Shimano Ultegra, hydraulic disc, 140mm rotors
 BRAKE LEVERS	Shimano Ultegra, hydraulic disc
 HEADSET	FSA, 1 1/4" upper - 1 1/2" lower, integrated
 HANDLEBAR	Oval Concepts 990 Aero carbon, 31.8mm clamp, 125mm drop / 75mm reach
 STEM	Oval Concepts 790 Aero, 3D-forged, -17 degree, integrated computer mount
 TAPE	Anti-slip silicone
 SADDLE	Oval Concepts X38 with pressure relief zone, cromo rails
 SEATPOST	Oval Concepts Transonic Aero, 300mm 49-52cm / 350mm 54-61cm
 WEIGHT	8.57 kg



Transonic 2.3

 SIZES	XS (49cm), S (52cm), M (54cm), L (56cm), XL (58cm), XXL (61cm)
 COLOR(S)	Satin Red / Gray
 FRAME	C10 high-modulus carbon, integrated and tapered head tube, PF30 BB, 142x12mm thru-axle
 FORK	C10 carbon monocoque, tapered carbon steerer, 100x12mm thru-axle
 CRANKSET	Shimano 105, 50/34T
 BOTTOM BRACKET	Praxis PF30 conversion bottom bracket
 FRONT DERAILLEUR	Shimano 105
 REAR DERAILLEUR	Shimano 105
 SHIFTERS	Shimano 105 Dual Control, 2 x 11-speed
 CASSETTE	Shimano 105, 11-30T
 CHAIN	KMC X11EL
 WHEELSET	Oval Concepts 524 Disc, 24/28H tubeless compatible rims
 TIRES	Vittoria Zaffiro Pro V, G2.0, 28-622, 26tpi, folding
 BRAKESSET	Shimano 105, hydraulic disc, 160/140mm rotors
 BRAKE LEVERS	Shimano 105, hydraulic disc
 HEADSET	FSA, 1 1/4" upper - 1 1/2" lower, integrated
 HANDLEBAR	Oval Concepts 790 Aero aluminum, 31.8mm clamp, 125mm drop / 75mm reach
 STEM	Oval Concepts 790 Aero, 3D-forged, -17 degree, integrated computer mount
 TAPE	Anti-slip silicone
 SADDLE	Oval Concepts X38 with pressure relief zone, cromo rails
 SEATPOST	Oval Concepts Transonic Aero, 300mm 49-52cm / 350mm 54-61cm
 WEIGHT	8.81 kg



SL

The SL was born out of the quest to create one of the lightest bikes in the world, a machine weight weenies dream of. When every gram matters, ingenuity follows: Through High Compaction molding and the reduction of bonded joints, the SL delivers a feather light frame weight without compromising on frame stiffness. For those wanting more control when coming down the mountain we offer the SL in a disc brake version. The SL is in an elite class of superlight bicycles and is elevating Fuji road bikes to a higher level.

AVAILABLE AS

























DESIGNED FOR

Road racers and competitive enthusiasts in search of the lightest bike possible, who love when the road turns up and who log serious mileage.























- ✓ Constructed using High Compaction (HC) molding; a series of internal molds that eliminate wrinkles and excess resin buildup in high-stress, complex-radius-bend areas for greater compaction in the carbon layers, creating a lighter and stiffer frame.
- ✓ Fork uses HC molding and RIB technology, a reinforcing rib that runs the length of the fork blades, amplifying stiffness for razor-sharp steering precision.
- ✓ Headtube angle and fork offset were carefully chosen to be within the optimal range of trail adjusted throughout the size range to ensure stable steering and confidence-inspiring handling.
- ✓ Unique tube diameters and carbon layups for each size frame produces a consistent ride quality across the full size range.
- ✓ Frame features only four bonded joints where most frames use eight or more; the more bonding points you can eliminate the stronger and lighter the frame becomes.
- ✓ Oval-shaped, super-thin seatstays reduce weight and increase ride comfort.
- ✓ Injection-molded cable stops and internal cable routing allow for the use of mechanical or electronic drivetrains while keeping cables neatly routed and out of the elements.
- ✓ Integrated chain watcher ensures smooth shifts without the risk of dropping the chain to the inside of the crank.
- ✓ Chainstay protector ensures the frame won't be damaged in the event of chain suck.

SL 1.1

 SIZES	S (52cm), M (54cm), L (56cm), XL (58cm)
 COLOR(S)	Pearl Blue / Red Orange
 FRAME	C15 ultra high-modulus carbon, high compaction molding, integrated and tapered head tube, PF30 BB, 142x12mm thru-axle
 FORK	C15 carbon monocoque, tapered carbon steerer, 100x12mm thru-axle
 CRANKSET	SRAM Force carbon, 48/35T
 BOTTOM BRACKET	SRAM DUB, PF30
 FRONT DERAILLEUR	SRAM Force eTap AXS™
 REAR DERAILLEUR	SRAM Force eTap AXS™
 SHIFTERS	SRAM Force eTap AXS™, 2 x 12-speed
 CASSETTE	SRAM Force XG-1270, 10-33T
 CHAIN	SRAM Force
 WHEELSET	Vision Tech TriMax 30 Disc
 TIRES	Vittoria Corsa, G2.0, 25-622, 320 tpi, folding
 BRAKESET	SRAM Force eTap AXS™, hydraulic disc, 160/140mm rotors
 BRAKE LEVERS	SRAM Force eTap AXS™, hydraulic disc
 HEADSET	FSA, 1 1/8" upper - 1 1/2" lower, integrated
 HANDLEBAR	Oval Concepts 700S, 6061 alloy, 31.8mm clamp, 133mm drop, 4 degree sweep
 STEM	Oval Concepts 313, 3D-forged 6061, +/-6 degree
 TAPE	Anti-slip silicone
 SADDLE	Oval Concepts X38c with pressure relief zone, carbon rails
 SEATPOST	Oval Concepts 950, carbon, 27.2mm
 WEIGHT	7.58 kg

























SL 2.1

 SIZES	XS (49cm), S (52cm), M (54cm), L (56cm), XL (58cm), XXL (61cm)
 COLOR(S)	Satin Carbon / Gloss Black
 FRAME	C10 high-modulus carbon, integrated and tapered head tube, PF30 BB, 142x12mm thru-axle
 FORK	C10 carbon monocoque, tapered carbon steerer, 100x12mm thru-axle
 CRANKSET	Praxis Zyante Carbon, 50/34T
 BOTTOM BRACKET	Praxis M30, PF30
 FRONT DERAILLEUR	Shimano Ultegra
 REAR DERAILLEUR	Shimano Ultegra
 SHIFTERS	Shimano Ultegra Dual Control, 2 x 11-speed
 CASSETTE	Shimano Ultegra, 11-30T
 CHAIN	KMC X11EL
 WHEELSET	Oval Concepts 524 Disc, 24/28H tubeless compatible rims
 TIRES	Vittoria Rubino Pro IV, G2.0, 25-622, 150tpi, folding
 BRAKESET	Shimano Ultegra, hydraulic disc, 160/140mm rotors
 BRAKE LEVERS	Shimano Ultegra, hydraulic disc
 HEADSET	FSA, 1 1/8" upper - 1 1/2" lower, integrated
 HANDLEBAR	Oval Concepts 310 Ergo, 6061 alloy, 31.8mm clamp, 133mm drop, 4 degree sweep
 STEM	Oval Concepts 313, 3D-forged 6061, +/-6 degree
 TAPE	Anti-slip silicone
 SADDLE	Oval Concepts X38 with pressure relief zone, cromo rails
 SEATPOST	Oval Concepts 950, carbon, 27.2mm
 WEIGHT	8 kg



SL 2.3

 SIZES	XS (49cm), S (52cm), M (54cm), L (56cm), XL (58cm), XXL (61cm)
 COLOR(S)	Satin Carbon / Gloss Gray
 FRAME	C10 high-modulus carbon, integrated and tapered head tube, PF30 BB, 142x12mm thru-axle
 FORK	C10 carbon monocoque, tapered carbon steerer, 100x12mm thru-axle
 CRANKSET	Shimano 105, 50/34T
 BOTTOM BRACKET	Praxis PF30 conversion bottom bracket
 FRONT DERAILLEUR	Shimano 105
 REAR DERAILLEUR	Shimano 105
 SHIFTERS	Shimano 105 Dual Control, 2 x 11-speed
 CASSETTE	Shimano 105, 11-34T
 CHAIN	KMC X11EL
 WHEELSET	Oval Concepts 324 Disc, 20/24H tubeless compatible rims
 TIRES	Vittoria Rubino Pro IV, G2.0, 25-622, 150tpi, folding
 BRAKESSET	Shimano 105, hydraulic disc, 160/140mm rotors
 BRAKE LEVERS	Shimano 105, hydraulic disc
 HEADSET	FSA, 1 1/8" upper - 1 1/2" lower, integrated
 HANDLEBAR	Oval Concepts 310 Ergo, 6061 alloy, 31.8mm clamp, 133mm drop, 4 degree sweep
 STEM	Oval Concepts 313, 3D-forged 6061, +/-6 degree
 TAPE	Anti-slip silicone
 SADDLE	Oval Concepts 344, steel rail
 SEATPOST	Oval Concepts 300, 6061 alloy, 27.2mm
 WEIGHT	8.74 kg



SL-A

The SL-A was designed with the goal of creating one of the lightest aluminum race bikes on the market. With a frame weight of under 1100g, it sits in an elite class of aluminum road bikes. Svelte as it is, the SL-A doesn't sacrifice strength or stiffness to be a featherweight. With its light weight and superb ride quality, the SL-A is here to change your perception of what an aluminum race bike can be.

AVAILABLE AS

























DESIGNED FOR

Racers and enthusiasts seeking a state-of-the-art aluminum competition road bike that doesn't break the bank yet delivers all the performance of higher-priced machines.

- ✓ A6-SL super-buttet alloy frame removes frame material from low-stress areas to decrease frame weight while maintaining frame stiffness.
- ✓ Asymmetrical chainstays maintain lateral stiffness and aid in improved pedaling efficiency.
- ✓ FC440 full carbon fork.
- ✓ Shaped tubing near the bottom bracket maximize power transfer.

SL-A 1.1

 SIZES	XS (49cm), S (52cm), M (54cm), L (56cm), XL (58cm), XXL (61cm)
 COLOR(S)	Raw Aluminum
 FRAME	A6-SL super-buttet aluminum, integrated and tapered headtube, PF30 BB, 142x12mm thru-axle
 FORK	C10 carbon monocoque, tapered carbon steerer, 100x12mm thru-axle
 CRANKSET	Praxis Zyante Carbon, 50/34T
 BOTTOM BRACKET	Praxis M30, PF30
 FRONT DERAILLEUR	Shimano Ultegra
 REAR DERAILLEUR	Shimano Ultegra
 SHIFTERS	Shimano Ultegra Dual Control, 2 x 11-speed
 CASSETTE	Shimano 105, 11-30T
 CHAIN	KMC X11
 WHEELSET	FSA Team TC30 Disc, alloy tubeless compatible rims, 24/24H
 TIRES	Vittoria Zaffiro Pro V, G2.0, 25-622, 26tpi, folding
 BRAKESET	Shimano Ultegra, hydraulic disc, 160/140mm rotors
 BRAKE LEVERS	Shimano Ultegra, hydraulic disc
 HEADSET	FSA, 1 1/8" upper - 1 1/2" lower, integrated
 HANDLEBAR	Oval Concepts 310 Ergo, 6061 alloy, 31.8mm clamp, 133mm drop, 4 degree sweep
 STEM	Oval Concepts 313, 3D-forged 6061, +/-6 degree
 TAPE	Anti-slip silicone
 SADDLE	Oval Concepts X38 with pressure relief zone, cromo rails
 SEATPOST	Oval Concepts 300, 6061 alloy, 27.2mm
 WEIGHT	8.9 kg



Track Elite

The Track Elite represents a century-old brand's unrelenting passion for the sport of track racing and commitment to providing this very specialized market with a groundbreaking product - what Fuji is proud to stand behind as the best track bike in the world. The Track Elite is the stiffest Fuji ever made, with the singular purpose of winning medals and putting you at the top of the podium.

AVAILABLE AS









DESIGNED FOR

Track cyclists looking for a truly world-class, carbon racing machine that excels in all disciplines of velodrome racing.

- ✓ C10 carbon frame with RIB technology, a reinforced I-beam that runs the length of the downtube and the fork blades for unrivaled stiffness and razor sharp steering precision.
- ✓ Solid, stainless-steel dropouts ensure that the constant wheel changes in track racing don't mark the surface of the dropout and allow for smoother, more secure wheel changes.
- ✓ Designed with all-around Omnium geometry well suited for every track event.
- ✓ Developed in the A2 wind tunnel with optimized tube shapes for ultimate aerodynamic efficiency.



Track Elite Frameset

 SIZES	XS (49cm), S (51cm), M (54cm), L (56cm), XL (58cm), XXL (61cm)
 COLOR(S)	Cosmic Black
 FRAME	C10 high-modulus aero carbon tubing, BSA68mm BB, integrated seat clamp, tapered head tube, stainless steel dropouts
 FORK	C15 Fuji Track carbon aero monocoque, tapered carbon steerer
 HEADSET	FSA, 1 1/8" upper - 1 1/2" lower, integrated
 SEATPOST	Oval Concepts, aero carbon, multi-position



Gran Fondo

Allow us to introduce the new century slayer: The Gran Fondo. Built to keep you rolling smooth and fast on those all-day rides no matter what the road conditions are. Whether climbing up steep gradients or bombing down switchbacks, the Gran Fondo's high-modulus carbon frame with Vibration Reduction Technology will keep you isolated from road noise so you can ride strong all day. With the Gran Fondo we have flipped old paradigms around: Don't let the road rule you. Rule your road.

AVAILABLE AS

























DESIGNED FOR

Designed for endurance road riders who want all the performance benefits of top-level carbon race bikes but prefer upright geometry and a smooth ride for more relaxed and comfortable days in the saddle.























- ✓ High-modulus carbon frame with VRTech (Vibration Reduction Technology) reduces road vibration by 24.6% compared to a frame without VRTech.
- ✓ Full carbon fork with VRTech and 100x12mm thru axle provides precise steering with less road vibration.
- ✓ Wave seatstays have an undulating shape that disrupts and diffuses road vibration.
- ✓ Hidden eyelets on fork and rear dropouts provide a discreet fender mount for inclement-weather training.
- ✓ Endurance geometry with a taller headtube and longer chainstays put the rider in a more upright riding position and increases bicycle stability.
- ✓ Integrated chainstay protector protects the frame in the event of chain suck.
- ✓ Flat mount disc brakes provide increased stopping power in a low-profile design.
- ✓ 142x12mm convertible rear thru-axle offers increased torsional stiffness and steering precision.
- ✓ Unique tube diameters and carbon layups for each size frame produces a consistent ride quality across the full size range.

Gran Fondo 1.1

 SIZES	S (52cm), M (54cm), L (56cm), XL (58cm)
 COLOR(S)	Satin Carbon / Gloss Black
 FRAME	C10 high-modulus carbon, VRTech, integrated and tapered head tube, PF30 BB, 142x12mm thru-axle, fender mounts
 FORK	C10 carbon monocoque, VRTech, tapered carbon steerer, 100x12mm thru-axle, hidden fender eyelets
 CRANKSET	Shimano Ultegra, 50/34T
 BOTTOM BRACKET	Praxis PF30 conversion bottom bracket
 FRONT DERAILLEUR	Shimano Ultegra
 REAR DERAILLEUR	Shimano Ultegra
 SHIFTERS	Shimano Ultegra Dual Control, 2 x 11-speed
 CASSETTE	Shimano 105, 11-34T
 CHAIN	KMC X11
 WHEELSET	Oval Concepts 524 Disc, 24/28H tubeless compatible rims
 TIRES	Vittoria Zaffiro Pro V, G2.0, 30-622, 26tpi, folding
 BRAKESET	Shimano Ultegra, hydraulic disc, 140mm rotors
 BRAKE LEVERS	Shimano Ultegra, hydraulic disc
 HEADSET	FSA, 1 1/8" upper - 1 1/2" lower, integrated
 HANDLEBAR	Oval Concepts 310 Ergo, 6061 alloy, 31.8mm clamp, 133mm drop, 4 degree sweep
 STEM	Oval Concepts 313, 3D-forged 6061 stem body, +/-6 degree
 TAPE	Anti-slip silicone
 SADDLE	Oval Concepts 544 with pressure relief zone, steel rails
 SEATPOST	Oval Concepts 905, carbon, 27.2mm
 WEIGHT	8.55 kg



Gran Fondo 1.3

 SIZES	S (52cm), M (54cm), L (56cm), XL (58cm)
 COLOR(S)	Cement Gray
 FRAME	C10 high-modulus carbon, VRTech, integrated and tapered head tube, PF30 BB, 142x12mm thru-axle, fender mounts
 FORK	C10 carbon monocoque, VRTech, tapered carbon steerer, 100x12mm thru-axle, hidden fender eyelets
 CRANKSET	Oval Concepts 300, M24, Praxis rings, 50/34T
 BOTTOM BRACKET	Praxis PF30 conversion bottom bracket
 FRONT DERAILLEUR	Shimano 105
 REAR DERAILLEUR	Shimano 105
 SHIFTERS	Shimano 105 Dual Control, 2 x 11-speed
 CASSETTE	Shimano 105, 11-34T
 CHAIN	KMC X11
 WHEELSET	Oval Concepts 324 Disc, 24/28H tubeless compatible rims
 TIRES	Vittoria Zaffiro Pro V, G2.0, 30-622, 26tpi, folding
 BRAKESET	Shimano 105, hydraulic disc, 160/140mm rotors
 BRAKE LEVERS	Shimano 105, hydraulic disc
 HEADSET	FSA, 1 1/8" upper - 1 1/2" lower, integrated
 HANDLEBAR	Oval Concepts 310 Ergo, 6061 alloy, 31.8mm clamp, 133mm drop, 4 degree sweep
 STEM	Oval Concepts 313, 3D-forged 6061, +/-6 degree
 TAPE	Anti-slip silicone
 SADDLE	Oval Concepts 344, steel rails
 SEATPOST	Oval Concepts 905, carbon, 27.2mm
 WEIGHT	9 kg



Sportif

The Sportif is designed for versatility and performance. Taking geometry cues from our top-level endurance bike, the Sportif's longer wheelbase and taller headtube position the rider efficiently to reduce arm fatigue and back strain while on the road. Endurance geometry, road-compliant seatstays and a smart spec make the Sportif the perfect bike for local group rides, long centuries or your next charity ride.

AVAILABLE AS

























DESIGNED FOR

Entry-level riders looking for their first road bike and seasoned road riders seeking a more relaxed, affordable ride for training, commuting, long days in the saddle, and recreational riding.























- ✓ A2-SL double-butted alloy frame is both strong and lightweight.
- ✓ Endurance geometry puts the rider in a more upright position for enhanced comfort, easing lower-back fatigue.
- ✓ Longer wheelbase increases stability for more confidence on the bike.
- ✓ Wave seatstays disrupt and diffuse vibration and provide a slight vertical flex to increase comfort.
- ✓ Available with disc brakes for superior stopping power in all weather conditions.
- ✓ Rack and fender mounts add carrying capacity and all-weather utility.

Sportif 1.1 Disc

 SIZES	XS (49cm), S (52cm), M (54cm), L (56cm), XL (58cm), XXL (61cm)
 COLOR(S)	Satin Marine Blue
 FRAME	A2-SL alloy, tapered head tube, threaded bottom bracket
 FORK	C10 carbon monocoque, tapered carbon steerer, 100x12mm thru-axle
 CRANKSET	Oval Concepts 300, M24, Praxis rings, 50/34T
 BOTTOM BRACKET	Praxis, threaded
 FRONT DERAILLEUR	Shimano 105
 REAR DERAILLEUR	Shimano 105
 SHIFTERS	Shimano 105 Dual Control, 2 x 11-speed
 CASSETTE	Shimano 105, 11-34T
 CHAIN	KMC X11
 WHEELSET	Oval Concepts 324 Disc, 24/28H tubeless compatible rims
 TIRES	Vittoria Zaffiro V, 30-622, 26tpi
 BRAKESET	TRP HY/RD, cable-hydraulic disc, 160/140mm rotors
 BRAKE LEVERS	Shimano 105
 HEADSET	FSA, 1 1/8" upper - 1 1/2" lower, integrated
 HANDLEBAR	Oval Concepts 310 Ergo, 6061 alloy, 31.8mm clamp, 133mm drop, 4 degree sweep
 STEM	Oval Concepts 313, 3D-forged 6061, +/-6 degree
 TAPE	Oval Concepts 300, suede
 SADDLE	Oval Concepts 344, steel rails
 SEATPOST	Oval Concepts 300, alloy, 27.2mm
 WEIGHT	10.08 kg


























Sportif 1.3 Disc

 SIZES	XS (49cm), S (52cm), M (54cm), L (56cm), XL (58cm), XXL (61cm)
 COLOR(S)	Cool Gray
 FRAME	A2-SL alloy, tapered head tube, threaded bottom bracket
 FORK	C10 carbon monocoque, tapered carbon steerer, 100x12mm thru-axle
 CRANKSET	Oval Concepts 300, M24, Praxis rings, 50/34T
 BOTTOM BRACKET	Praxis, threaded
 FRONT DERAILLEUR	Shimano Tiagra
 REAR DERAILLEUR	Shimano Tiagra
 SHIFTERS	Shimano Tiagra Dual Control, 2 x 10-speed
 CASSETTE	Shimano HG500, 11-34T
 CHAIN	KMC X10
 WHEELSET	Alex alloy rims, Joy Tech hubs, 28/28h
 TIRES	Vittoria Zaffiro V, 30-622, 26tpi
 BRAKESET	TRP Spyre C mechanical disc, 160mm rotors
 BRAKE LEVERS	Shimano Tiagra
 HEADSET	FSA, 1 1/8" upper - 1 1/2" lower, integrated
 HANDLEBAR	Oval Concepts 310 Ergo, 6061 alloy, 31.8mm clamp, 133mm drop, 4 degree sweep
 STEM	Oval Concepts 313, 3D-forged 6061, +/-6 degree
 TAPE	Oval Concepts 300, suede
 SADDLE	Oval Concepts 344, steel rails
 SEATPOST	Oval Concepts 300, alloy, 27.2mm
 WEIGHT	10 kg

























Sportif 2.1

 SIZES	XS (49cm), S (52cm), M (54cm), L (56cm), XL (58cm), XXL (61cm)
 COLOR(S)	Tech Silver
 FRAME	A2-SL alloy, threaded bottom bracket
 FORK	C5 carbon legs, alloy steerer
 CRANKSET	FSA Vero, 50/34T
 BOTTOM BRACKET	Sealed cartridge bearing
 PEDALS	Road, clips & straps
 FRONT DERAILLEUR	Shimano Sora
 REAR DERAILLEUR	Shimano Sora
 SHIFTERS	Shimano Sora Dual Control, 2 x 9-speed
 CASSETTE	Shimano HG200, 11-34T
 CHAIN	KMC X9
 WHEELSET	Alex Vera alloy rims, Formula hubs, 28/32H
 TIRES	Vittoria Zaffiro V, 30-622, 26tpi
 BRAKESSET	Alloy dual pivot, 47mm-57mm reach
 BRAKE LEVERS	Shimano Sora
 HEADSET	1 1/8" sealed bearings
 HANDLEBAR	Oval Concepts 300S Shallow Drop, 6061 alloy, 31.8mm clamp, 133mm compact drop
 STEM	Oval Concepts 313, 3D-forged 6061, +/-6 degree
 TAPE	Oval Concepts 300, suede
 SADDLE	Oval Concepts 344, steel rails
 SEATPOST	Oval Concepts 300, alloy, 27.2mm
 WEIGHT	9.83 kg



Sportif 2.3

 SIZES	XS (49cm), S (52cm), M (54cm), L (56cm), XL (58cm), XXL (61cm)
 COLOR(S)	Red
 FRAME	A2-SL alloy, threaded bottom bracket
 FORK	A1 alloy legs, alloy steerer
 CRANKSET	FSA Tempo, 50/34T
 BOTTOM BRACKET	Sealed cartridge bearing
 PEDALS	Road, clips & straps
 FRONT DERAILLEUR	Shimano Claris
 REAR DERAILLEUR	Shimano Claris
 SHIFTERS	Shimano Claris Dual Control, 2 x 8-speed
 CASSETTE	Shimano HG31, 11-34T
 CHAIN	KMC HV700
 WHEELSET	Alex Vera Corsa DPM27 alloy rims, Formula hubs, 28/32H
 TIRES	Vittoria Zaffiro V, 30-622, 26tpi
 BRAKESET	Alloy dual pivot, 47mm-57mm reach
 BRAKE LEVERS	Shimano Claris
 HEADSET	1 1/8" sealed bearings
 HANDLEBAR	Oval Concepts 300S Shallow Drop, 6061 alloy, 31.8mm clamp, 133mm compact drop
 STEM	Fuji, forged aluminum, +/-6 degree
 TAPE	Oval Concepts 300, suede
 SADDLE	Oval Concepts Sport, steel rail
 SEATPOST	Oval, alloy, 27.2mm
 WEIGHT	10.46 kg



Norcom Straight

Updated to be faster, more efficient, and smoother the Norcom Straight continues its performance focused legacy with ultra-modern styling and technology. Designed with the singular purpose of being the fastest bike on the race course, the Norcom Straight doesn't just bring superior aerodynamics to the table, it also ensures real world results by delivering complete comfort and control while in the saddle. It's more than being the fastest bike in the wind tunnel, it's about proper positioning, comfort, and control on the open road.

We're no stranger to the quest for speed, and that's why this bike is born and bred in the wind tunnel and thoroughly tested in real world conditions. We've upgraded the Norcom Straight with

- A wide range of adjustability allowing for positioning and fine tuning for every course profile and every body.
- Highly engineered carbon layup and geometry that absorbs road vibration for supreme in-saddle comfort, maximal efficiency, and confident handling.

Whether you're chasing your personal best or aiming to rewrite the record books, the all new Norcom Straight is here to help you deliver. The Norcom Straight is not your average time trial bike, it's the most aerodynamic, comfortable, in control, and efficient bike you can have on your quest to go faster.

AVAILABLE AS

























DESIGNED FOR

Dedicated TT/Tri riders – from world champion time trialists to age group triathletes – looking for a top-of-the-line, carbon, aerodynamic machine with maximum adjustability for a custom fit.

- ✓ Constructed using C5 carbon, which is a special carbon blend and layup that offers great durability and increased vibration dissipation, making it very well suited to endurance events.
- ✓ Redesigned front end with external steerer column for improved aerodynamics and user-friendly internal cable management.
- ✓ Integrated wing aerobar with a high degree of adjustability.
- ✓ Integrated 400mm aero carbon seatpost offering fore/aft movement equating to a range of effective seat tube angles from 74° to 81°.
- ✓ Hydraulic flat mount disc brakes with 28mm tire clearance for improved control and aerodynamics
- ✓ 12mm thru-axle design provides easy wheel changes and a highly efficient no-flex platform.
- ✓ Shimano Di2 electric drivetrain for always precise and flawless shifting performance.

Norcom Straight 2.1

Also available as frameset

 SIZES	S (50.5cm), M (52.5cm), L (55cm), XL (57.5cm)
 COLOR(S)	Satin Carbon / Cyan
 FRAME	C5 aero carbon tubing, PF86 BB, aero stays, chainstay-mounted brake, vertical dropout, wheel-position adjustment
 FORK	C5 carbon aero monocoque
 CRANKSET	Shimano Ultegra, 53/39T
 BOTTOM BRACKET	Shimano press fit
 FRONT DERAILLEUR	Shimano Ultegra Di2
 REAR DERAILLEUR	Shimano Ultegra Di2
 SHIFTERS	Shimano Dura-Ace bar-end TT shifters, 2 x 11-speed + TRP Shifter
 CASSETTE	Shimano Ultegra, 11-28T
 CHAIN	KMC X11EL
 WHEELSET	Vision TC55, carbon tubeless rims, 24/24H
 TIRES	Vittoria Rubino Pro IV, G2.0, 28-622, 120tpi, folding
 BRAKESSET	TRP, hydraulic disc, 140mm rotors
 BRAKE LEVERS	TRP, hydraulic disc
 HEADSET	FSA, 1 1/8" press fit top, integrated bottom bearing
 HANDLEBAR	Wing base bar with extensions
 STEM	Aero, forged 7050 stem body, aero faceplate cover, +/-17 degree
 TAPE	Oval Concepts 300, suede
 SADDLE	Oval Concepts 534T, dual zone, steel rails
 SEATPOST	Aero carbon, multi-position with integrated junction
 WEIGHT	9.79 kg



Jari Carbon

We've combined our go-anywhere Jari with our lightest, race-quality carbon fiber to make the standard-bearer for the gravel/adventure class. The sub-1,000-gram C15 frame is the first in its class made of monocoque/one-piece carbon. It is optimized for both performance and utility, whether racing, gravel riding or bikepacking. An armor shield under the downtube protects against road debris. There are 1x and 2x versions, depending on your love/hate of front derailleurs and hydraulic disc brakes. Gravel has a new benchmark, the Jari Carbon.

AVAILABLE AS


























DESIGNED FOR

For the gravel racer or adventure road rider who wants one of the lightest and most advanced gravel/adventure bikes on the market, the perfect combination of performance and rugged utility designed to smoke the road or go off the beaten path.

- ✓ Class-leading, ultra-high-modulus C15 carbon monocoque frame weighs less than 1,000 grams.
- ✓ Seated Stay Ultra rear triangle provides up to 15mm of pivot-less travel.
- ✓ FC-440 Cross monocoque carbon fork with tapered steerer, 12mm thru-axle, flat-mount disc tabs.
- ✓ Frame carries up to four water bottle cages and feature adjustable cage height to accommodate frame bags or larger bottles.
- ✓ Hydraulic disc brakes with 160mm rotors front and rear.
- ✓ Downtube armor shield protects frameset against road debris.
- ✓ Bento Box to keep nutrition or essential items close at hand.
- ✓ Rack and Fender mounts.
- ✓ Shouldering pad for comfortable portaging for long hike-a-bike sections.























Jari Carbon 1.1

 SIZES	XS (49cm), S (52cm), M (54cm), L (56cm), XL (58cm), XXL (61cm)
 COLOR(S)	Sangria Red
 FRAME	C15 ultra high modulus carbon, tapered head tube, threaded bottom bracket, 142x12mm thru-axle
 FORK	C10 carbon monocoque, tapered carbon steerer, 100x12mm thru-axle
 CRANKSET	FSA Gossamer Pro, 48/32T
 BOTTOM BRACKET	FSA, threaded
 FRONT DERAILLEUR	Shimano GRX RX810
 REAR DERAILLEUR	Shimano GRX RX810
 SHIFTERS	Shimano ST-RX810 GRX Dual Control, 2 x 11-speed
 CASSETTE	Shimano 105, 11-34T
 CHAIN	KMC X11
 WHEELSET	DT Swiss G1800 Spline 25, 32/32H, DT Aero Comp spokes, tubeless compatible
 TIRES	WTB Resolute TCS Tubeless Light, 42-622, folding, tubeless compatible
 BRAKESET	Shimano GRX, hydraulic disc, 160mm rotors
 BRAKE LEVERS	Shimano GRX, hydraulic disc
 HEADSET	FSA, 1 1/8" upper - 1 1/2" lower, integrated
 HANDLEBAR	Oval Concepts 325, 6061 alloy, 31.8mm clamp, 125mm drop, 25 degree flare, 4 degree sweep
 STEM	Oval Concepts 707, 3D-forged 6061, ±7 degree
 TAPE	Anti-slip silicone
 SADDLE	Oval Concepts X38 with pressure relief zone, cromo rails
 SEATPOST	Oval Concepts 905, carbon, 27.2mm
 ACCESSORIES	Top tube bento box, water bottle cage adjusters
 WEIGHT	9.6 kg



Jari Carbon 1.3

Also available as frameset

 SIZES	XS (49cm), S (52cm), M (54cm), L (56cm), XL (58cm), XXL (61cm)
 COLOR(S)	Satin Carbon
 FRAME	C15 ultra high modulus carbon, tapered head tube, threaded bottom bracket, 142x12mm thru-axle
 FORK	C10 carbon monocoque, tapered carbon steerer, 100x12mm thru-axle
 CRANKSET	FSA Omega, 40T
 BOTTOM BRACKET	FSA, threaded
 REAR DERAILLEUR	Shimano GRX RX812
 SHIFTERS	Shimano ST-RX600 GRX Dual Control, 1 x 11-speed
 CASSETTE	Shimano SLX, 11-42T
 CHAIN	KMC X11
 WHEELSET	Alex Boondocks GX5, alloy tubeless compatible rims, 32/32H, 14/15G spokes
 TIRES	WTB Resolute TCS Tubeless Light, 42-622, folding
 BRAKESET	Shimano GRX, hydraulic disc, 160mm rotors
 BRAKE LEVERS	Shimano GRX, hydraulic disc
 HEADSET	FSA, 1 1/8" upper - 1 1/2" lower, integrated
 HANDLEBAR	Oval Concepts 325, 6061 alloy, 31.8mm clamp, 125mm drop, 25 degree flare, 4 degree sweep
 STEM	Oval Concepts 313, 3D-forged 6061, +/-6 degree
 TAPE	Anti-slip silicone
 SADDLE	Oval Concepts X38 with pressure relief zone, cromo rails
 SEATPOST	Oval Concepts 300, alloy, 27.2mm
 ACCESSORIES	Top tube bento box, water bottle cage adjusters
 WEIGHT	9.7 kg/ 1.7 kg (frameset)



Jari

Performance, utility and versatility: The Jari delivers them all. Designed to take on gravel races, light touring, bikepacking or pretty much whatever you can throw at it. The Jari is a chameleon that seamlessly changes into whatever you need it to be. Long, slack geometry provides a stable and confidence-inspiring ride no matter what the terrain, allowing you to comfortably grind gravel or tackle tarmac all day long. Remember the journey is the best part of the trip and the Jari is the perfect traveling partner.

AVAILABLE AS

























DESIGNED FOR

For the gravel racer or adventure road rider who appreciates the perfect combination of performance and rugged utility designed to go off the beaten path.

- ✓ Tall, slack headtube and seat tube angles position rider further back for more vertical compliance and increased stability at higher speeds.
- ✓ Rack and fender mounts.
- ✓ Rear triangle features Seated Stays, a pivot-less suspension that optimizes traction and reduces rider fatigue.
- ✓ Low-profile bento box direct mount on top tube.
- ✓ Disc brakes provide increased stopping power in all weather conditions.
- ✓ Shouldering pad on the underside of the top tube increases comfort during portaging.
- ✓ Oval Concepts 325 handlebar is purpose-built for gravel and adventure bikes and features a 25-degree flare in the drops to reduce wrist bend.
- ✓ A6 SL alloy frame
- ✓ 3 water bottle mounts plus fork mounts






















Jari 1.1

	SIZES	XS (48cm), S (52cm), M (54cm), L (55.5cm), XL (57.5cm), XXL (60cm)
	COLOR(S)	Khaki Green
	FRAME	A6-SL Super-Butted Aluminum, tapered head tube, T47 BB, 142x12mm thru-axle
	FORK	C10 carbon monocoque, tapered carbon steerer, 100x12mm thru-axle
	CRANKSET	FSA Gossamer Pro, 48/32T
	BOTTOM BRACKET	FSA, T47 Internal
	FRONT DERAILLEUR	Shimano GRX RX810
	REAR DERAILLEUR	Shimano GRX RX810
	SHIFTERS	Shimano GRX ST-RX600 Dual Control, 2 x 11-speed
	CASSETTE	Shimano 105, 11-34T
	CHAIN	KMC X11
	WHEELSET	Alex Boondocks GX5, alloy tubeless compatible rims, 32/32H, 14/15G spokes
	TIRES	WTB Resolute TCS Tubeless Light, 42-622, folding
	BRAKESET	Shimano GRX, hydraulic disc, 160mm rotors
	BRAKE LEVERS	Shimano GRX, hydraulic disc
	HEADSET	FSA, 1 1/8" upper - 1 1/2" lower, integrated
	HANDLEBAR	Oval Concepts 325, 6061 alloy, 31.8mm clamp, 125mm drop, 25 degree flare, 4 degree sweep
	STEM	Oval Concepts 313, 3D-forged 6061, +/-6 degree
	TAPE	Oval Concepts 300, suede
	SADDLE	WTB SL8, steel rails
	SEATPOST	Oval Concepts 905, carbon, 27.2mm
	WEIGHT	10.32 kg

Also available as frameset

























Jari 1.3

	SIZES	XS (48cm), S (52cm), M (54cm), L (55.5cm), XL (57.5cm), XXL (60cm)
	COLOR(S)	Storm Gray
	FRAME	A6-SL Super-Butted Aluminum, tapered head tube, T47 BB, 142x12mm thru-axle
	FORK	C10 carbon monocoque, tapered carbon steerer, 100x12mm thru-axle
	CRANKSET	FSA Omega Adventure BB386 EVO, 40T
	BOTTOM BRACKET	FSA, T47 Internal
	REAR DERAILLEUR	SRAM Apex 1
	SHIFTERS	SRAM Apex 1, 1 x 11-speed
	CASSETTE	SRAM PG-1130, 11-42T
	CHAIN	KMC X11
	WHEELSET	WTB ST i23 Light TCS rims, Formula hubs, 32/32H, 14G spokes, tubeless compatible
	TIRES	WTB Resolute TCS Tubeless Light, 42-622, folding
	BRAKESET	TRP SPYRE, mechanical disc, 160mm rotors
	BRAKE LEVERS	SRAM Apex 1
	HEADSET	FSA, 1 1/8" upper - 1 1/2" lower, integrated
	HANDLEBAR	Oval Concepts 325, 6061 alloy, 31.8mm clamp, 125mm drop, 25 degree flare, 4 degree sweep
	STEM	Oval Concepts 313, 3D-forged 6061, +/-6 degree
	TAPE	Oval Concepts 300, suede
	SADDLE	Oval Concepts 438T, steel rail
	SEATPOST	Oval Concepts 300, alloy, 27.2mm
	WEIGHT	10.58 kg





























Jari 2.1

 SIZES	XS (48cm), S (52cm), M (54cm), L (55.5cm), XL (57.5cm), XXL (60cm)
 COLOR(S)	Burnt Copper
 FRAME	A6-SL Super-Butted Aluminum, BB68 BB, tapered head tube
 FORK	C10 carbon monocoque, tapered carbon steerer, 100x12mm thru-axle
 CRANKSET	FSA Vero Pro, 46/30T
 BOTTOM BRACKET	Sealed cartridge bearing
 FRONT DERAILLEUR	Shimano Tiagra
 REAR DERAILLEUR	Shimano Tiagra
 SHIFTERS	Shimano Tiagra STI, 2 x 10-speed
 CASSETTE	Shimano HG500, 11-34T
 CHAIN	KMC X10
 WHEELSET	WTB ST i23 TCS rims, Formula hubs, 32/32H, 14G spokes, tubeless compatible
 TIRES	WTB Riddler, 37-622, 60tpi, folding
 BRAKESET	Tektro Lyra mechanical disc, 160mm rotors
 BRAKE LEVERS	Shimano Tiagra
 HEADSET	FSA, 1 1/8" upper - 1 1/2" lower, integrated
 HANDLEBAR	Oval Concepts 325, 6061 alloy, 31.8mm clamp, 125mm drop, 25 degree flare, 4 degree sweep
 STEM	Oval Concepts 313, 3D-forged 6061, +/-6 degree
 TAPE	Oval Concepts 300, suede
 SADDLE	Oval Concepts 238, steel rails
 SEATPOST	Fuji, alloy, 27.2mm
 WEIGHT	10,73 kg

























Jari 2.1 LTD

 SIZES	XXS (46cm), XS (48cm), S (52cm), M (54cm), L (55.5cm), XL (57.5cm), XXL (60cm)
 COLOR(S)	Satin Silver
 FRAME	A6-SL Super-Butted Aluminum, tapered head tube
 FORK	C10 carbon monocoque, tapered carbon steerer, 100x12mm thru-axle
 CRANKSET	FSA Vero Pro, 48/33T
 BOTTOM BRACKET	Sealed cartridge bearing
 FRONT DERAILLEUR	Shimano Tiagra
 REAR DERAILLEUR	Shimano Tiagra
 SHIFTERS	Shimano Tiagra STI, 2 x 10-speed
 CASSETTE	Shimano HG500, 11-34T
 CHAIN	KMC X10
 WHEELSET	WTB ST i23 TCS rims, KT 12mm TA Dynamo, Formula rear hub, 32/32H, 14G spokes, tubeless compatible
 TIRES	Vittoria Revolution Tech 700x40 w/ reflective stripe
 BRAKESET	Tektro HY/RD disc, 160mm rotors
 BRAKE LEVERS	Shimano Tiagra
 HEADSET	FSA, 1 1/8" upper - 1 1/2" lower, integrated
 HANDLEBAR	Oval Concepts 325, 6061 alloy, 31.8mm clamp, 125mm drop, 25 degree flare, 4 degree sweep
 STEM	Oval Concepts 313, 3D-forged 6061, +/-6 degree
 TAPE	Oval Concepts 300, suede
 SADDLE	Oval Concepts 238, steel rails
 SEATPOST	Fuji, alloy, 27.2mm
 FENDERS	Bikeman Composite w/stainless hardware
 HEADLIGHT	AXA BlueLine 50, 50LUX Steady
 TAILLIGHT	Battery light
 REAR CARRIER	Racktime Eco 2
 WEIGHT	12.71 kg

























Jari 2.3

 SIZES	XS (48cm), S (52cm), M (54cm), L (55.5cm), XL (57.5cm), XXL (60cm)
 COLOR(S)	Dark Indigo
 FRAME	A6-SL Super-Butted Aluminum, tapered head tube
 FORK	Chromoly, tapered steerer, low-rider water bottle and rack mounts
 CRANKSET	FSA Tempo, 46/30T
 BOTTOM BRACKET	Sealed cartridge bearing
 FRONT DERAILLEUR	Shimano Sora
 REAR DERAILLEUR	Shimano Alivio
 SHIFTERS	Shimano Sora STI, 2 x 9-speed
 CASSETTE	Shimano HG200, 11-36T
 CHAIN	KMC X9
 WHEELSET	WTB ST i23 TCS rims, Formula hubs, 32/32H, 14G spokes, tubeless compatible
 TIRES	WTB Riddler, 37-622, 30tpi
 BRAKESET	Tektro Mira mechanical disc, 160mm rotors
 BRAKE LEVERS	Shimano Sora
 HEADSET	FSA, 1 1/8" upper - 1 1/2" lower, integrated
 HANDLEBAR	Oval Concepts 325, 6061 alloy, 31.8mm clamp, 125mm drop, 25 degree flare, 4 degree sweep
 STEM	Oval Concepts 313, 3D-forged 6061, +/-6 degree
 TAPE	Oval Concepts 300, suede
 SADDLE	Oval Concepts 238, steel rails
 SEATPOST	Fuji, alloy, 27.2mm
 WEIGHT	12,03 kg



Jari 2.5

 SIZES	XS (48cm), S (52cm), M (54cm), L (55.5cm), XL (57.5cm), XXL (60cm)
 COLOR(S)	Satin Iron
 FRAME	A6-SL Super-Butted Aluminum, tapered head tube
 FORK	Chromoly, tapered steerer, low-rider water bottle and rack mounts
 CRANKSET	FSA Tempo, 46/30T
 BOTTOM BRACKET	Sealed cartridge bearing
 FRONT DERAILLEUR	Shimano Claris
 REAR DERAILLEUR	Shimano Altus
 SHIFTERS	Shimano Claris STI, 2 x 8-speed
 CASSETTE	Shimano HG31, 11-34T
 CHAIN	KMC Z8.3
 WHEELSET	WTB SX23 rims, Formula hubs, 32/32H, 14G spokes
 TIRES	WTB Riddler, 37-622, 30tpi
 BRAKESET	Tektro Mira mechanical disc, 160mm rotors
 BRAKE LEVERS	Shimano Claris
 HEADSET	FSA, 1 1/8" upper - 1 1/2" lower, integrated
 HANDLEBAR	Oval Concepts 325, 6061 alloy, 31.8mm clamp, 125mm drop, 25 degree flare, 4 degree sweep
 STEM	Oval Concepts 313, 3D-forged 6061, +/-6 degree
 TAPE	Oval Concepts 300, suede
 SADDLE	Oval Concepts 238, steel rails
 SEATPOST	Fuji, alloy, 27.2mm
 WEIGHT	12,07 kg



Touring LTD

With a geometry that's perfect for multiple long days in the saddle carrying a heavy load to your destination, the Touring is Fuji's classic steel touring bike. If you're looking for a reliable and comfortable workhorse that can take you cross country, across your state or across town the Touring is the bike for you. Available in flat-mount disc or linear-pull brake versions.

AVAILABLE AS





DESIGNED FOR

Dedicated cyclists and touring enthusiasts looking to log serious miles – including multi-day, multi-city, and cross-country trips – in need of a comfortable, reliable, yet fast bike capable of fully loaded travel; also ideal for commuters and errand-runners seeking a robust road option with greater carrying capacity.

- ✓ Reynolds 520 butted chromoly steel frame is both durable and lightweight.
- ✓ Geometry is designed for all-day comfort while fully loaded, with a longer wheelbase and lower bottom bracket for enhanced stability.
- ✓ Shimano drivetrain with ultra-wide 3x9 gearing ranges allow riders to tackle both climbs and flats with ease.
- ✓ Ultra-sturdy rear rack, dual eyelets for installing additional racks, and low-rider mounts on the fork to secure front panniers.
- ✓ 36-hole double eyeleted rims and Shimano Deore hubs provide increased durability for miles of trouble-free riding.
- ✓ Forks feature internal routing for dynamo hub power cables.
- ✓ New flatbar version for MY21


























Touring Disc LTD

 SIZES	XS (49cm), S (52cm), M (54cm), L (56cm), XL (58cm), XXL (61cm), XXXL (64cm)
 COLOR(S)	Anthracite
 FRAME	Reynolds 520 chromoly, rack & fender mounts, pump peg & chain hanger
 FORK	Chromoly w/ 1 1/8" steerer, flat mount disc, low-rider water bottle and rack mounts
 CRANKSET	FSA Tempo, 50/39/30T
 BOTTOM BRACKET	VP sealed cartridge bearing
 PEDALS	Alloy platform
 FRONT DERAILLEUR	Shimano Sora, 28.6mm clamp
 REAR DERAILLEUR	Shimano Sora
 SHIFTERS	Shimano Sora
 CASSETTE	Shimano HG400, 11-34T, 9-speed
 CHAIN	KMC X9
 WHEELSET	Alex double wall, 36h, F: Shimano Hub Dynamo, R: Shimano Deore T-675 centerlock disc hub
 TIRES	Vittoria Randonneur Tech, 42-622, 33tpi
 BRAKESET	TRP Spyre C Mechanical Disc, Flat Mount, 160mm centerlock rotors
 BRAKE LEVERS	Shimano Sora
 HEADSET	FSA, 1 1/8", sealed
 HANDLEBAR	Oval Concepts 310 Ergo, 6061 alloy, 31.8mm clamp, 133mm drop, 4 degree sweep
 STEM	3D-forged 6061, +/-6 degree
 TAPE	Oval Concepts 300 bar tape, suede
 SADDLE	Oval Concepts 344, steel rail
 SEATPOST	6061 alloy, 27.2mm diameter
 FENDERS	Polycarbonate full coverage, stainless hardware
 HEADLIGHT	Axa BlueLine, 50 lux
 TAILLIGHT	Axa BlueLine LED, steady light
 REAR CARRIER	Fuji Alloy with Strap
 WEIGHT	13.46 kg



GRAPHIC RENDERING

Touring LTD

 SIZES	XS (49cm), S (52cm), M (54cm), L (56cm), XL (58cm), XXL (61cm), XXXL (64cm)
 COLOR(S)	Black
 FRAME	Reynolds 520 chromoly, rack & fender mounts, pump peg & chain hanger
 FORK	Chromoly w/ 1 1/8" steerer, low-rider water bottle and rack mounts
 CRANKSET	Shimano Alivio, 48/36/26T
 BOTTOM BRACKET	Shimano sealed cartridge bearing
 PEDALS	Alloy platform
 FRONT DERAILLEUR	Shimano Alivio, 28.6mm clamp
 REAR DERAILLEUR	Shimano Alivio
 SHIFTERS	Shimano Alivio Rapidfire
 CASSETTE	Shimano HG200, 11-34T, 9-speed
 CHAIN	KMC X9
 WHEELSET	Alex double wall, 36h, Shimano hubs
 TIRES	Vittoria Randonneur, 42-622
 BRAKESET	Shimano Alivio linear pull
 BRAKE LEVERS	Shimano Alivio
 HEADSET	FSA, 1 1/8", sealed
 HANDLEBAR	Alloy, 18mm rise, 6 degree backsweep
 STEM	3D-forged 6061, +/-6 degree
 GRIPS	Velo comfort sport
 SADDLE	Oval Concepts 344, steel rail
 SEATPOST	6061 alloy, 27.2mm diameter
 FENDERS	Polycarbonate full coverage, stainless hardware
 REAR CARRIER	Fuji Alloy with Strap
 WEIGHT	13.08 kg



GRAPHIC RENDERING



CONTENTS

- 52 Auric LT
- 54 Rakan
- 58 Rakan LT
- 60 SLM
- 64 Nevada

MOUNTAIN

Auric LT

Big travel equals big descents and the Auric LT lets you shred the downhill. With 170mm of fork travel, big hits on the way down the mountain are gobbled up. And with 160mm of MLink® suspension you won't be dragging on the climbs, either. Add a dropper seatpost and, up or down, the Auric LT is the bike for your big days on the mountain.



AVAILABLE AS


























DESIGNED FOR

All-mountain and enduro riders looking for the ultimate in descending confidence coupled with full-suspension efficiency. Riders want a bike that can handle gnarly descents but also efficiently get back to the top, and riders looking to replace their park bikes with a super capable bike that also pedals well.
























- ✓ A6-SL super-buttressed alloy frame is lightweight and strong.
- ✓ 160mm of MLink® rear suspension and a 170mm travel fork provide the platform for a superior climbing and descending mountain bike.
- ✓ Boost 148x12 rear and Boost 110x15 front hub spacing stiffens the chassis.
- ✓ Internal cable routing provides clean aesthetics and protects cables from dirt and debris for consistent shifting and reduced service intervals.
- ✓ Dropper seatposts on all models.
- ✓ 27.5" wheels keep the wheelbase in check while providing good rollover capability on rough trails.

Auric 27.5 LT 1.1

	SIZES	M (17"), L (19"), XL (21")
	COLOR(S)	Deep Pearl Blue
	FRAME	Fuji A6-SL super-buttet alloy front and rear triangle, Enduro Max sealed cartridge bearings, MLink patented suspension system, Boost 148x12mm, 160mm travel
	FORK	RockShox ZEB Select+ 27.5 DebonAir, tapered alloy steerer, Boost 110x15mm, 170mm travel
	REAR SHOCK	RockShox Super Deluxe Coil Select+
	CRANKSET	Truvativ Descendant, 32T
	BOTTOM BRACKET	SRAM DUB, threaded
	REAR DERAILLEUR	SRAM GX Eagle
	SHIFTERS	SRAM GX Eagle, 1 x 12-speed
	CASSETTE	SRAM XG-1275, 10-52T
	CHAIN	SRAM GX Eagle
	WHEELSET	DT Swiss M1900 Spline 30 wheelset, 28H, tubeless compatible
	TIRES	Maxxis Assegai, 27.5" x 2.50" WT, 3C Maxx Terra, EXO+, 120tpi, Tubeless Ready, folding, Maxxis Minion DHR II, 27.5" x 2.40", 3C Maxx Terra, EXO+, 120tpi, Tubeless Ready, folding
	BRAKESET	TRP Quadiem, 203/180mm rotors
	BRAKE LEVERS	TRP Quadiem
	HEADSET	FSA 1 1/8" - 1.5", sealed cartridge bearings
	HANDLEBAR	Race Face Aeffect R Riser Bar, alloy, 20mm rise, 780mm
	STEM	Race Face Aeffect R, alloy, 0 degree rise, 35mm clamp
	GRIPS	Ergon GA2, Lock on
	SADDLE	Fizik Alpaca Terra X5
	SEATPOST	Crankbrothers Highline 3 dropper, 31.6mm, 17"/19"-150mm travel, 21" - 170mm travel, Highline Premium Ball Socket Lever
	ACCESSORIES	MRP AMg V1 Chainguide
	WEIGHT	16.5 kg



Auric 27.5 LT 1.5

	SIZES	M (17"), L (19"), XL (21")
	COLOR(S)	Satin Olive Green
	FRAME	Fuji A6-SL super-buttet alloy front and rear triangle, Enduro Max sealed cartridge bearings, MLink patented suspension system, Boost 148x12mm, 160mm travel
	FORK	RockShox Yari RC 27.5 DebonAir, tapered alloy steerer, Boost 110x15mm, 170mm travel
	REAR SHOCK	RockShox Super Deluxe Coil Select
	CRANKSET	Shimano Deore, 30T
	BOTTOM BRACKET	Shimano, threaded
	REAR DERAILLEUR	Shimano Deore, shadow plus
	SHIFTERS	Shimano Deore, 1 x 11-speed
	CASSETTE	Sunrace, 11-50T
	CHAIN	KMC X11
	WHEELSET	WTB ST i30 TCS 2.0 32H, Formula DC-711 front hub, DC-3248 rear hub, DT Swiss Industry stainless spokes tubeless compatible
	TIRES	Maxxis Assegai, 27.5" x 2.50" WT, 60tpi, EXO, Tubeless Ready, folding, Maxxis Minion DHR II, 27.5" x 2.40", 60tpi, EXO, Tubeless Ready, folding
	BRAKESET	TRP Trail S, 203/180mm rotors
	BRAKE LEVERS	TRP Trail S
	HEADSET	FSA 1 1/8" - 1.5", sealed cartridge bearings
	HANDLEBAR	Race Face Ride Riser Bar, alloy, 20mm rise, 760mm
	STEM	Race Face Ride, alloy, +6 degree rise
	GRIPS	WTB Waffel, Lock on
	SADDLE	WTB Volt Medium Steel SL
	SEATPOST	Tranz X JD-YSP18P, 31.6mm 150mm travel, PLQ Lever
	ACCESSORIES	MRP AMg V1 Chainguide
	WEIGHT	17 kg



Rakan

The Rakan might be the most efficient pedaling trail bike on the market. 120mm of MLink® suspension gets you to the top of the climb as fast as you get down the mountain, and modern geometry gives you extra confidence when descending. Dropper seatposts combined with 29" wheels make the Rakan the obvious choice if you can have only one bike in your quiver.

AVAILABLE AS


























DESIGNED FOR

Trail riders looking for the ultimate in full-suspension efficiency and plushness.
























- ✓ A6-SL super-buttressed alloy frame is lightweight and strong.
- ✓ 120mm of MLink® rear suspension and a 140mm travel fork provide the platform for a superior climbing and descending mountain bike.
- ✓ Boost 148x12 rear and Boost 110x15 front hub spacing stiffens the Rakan's chassis.
- ✓ Internal cable routing provides clean aesthetics and protects cables from dirt and debris for consistent shifting and reduced service intervals.
- ✓ 29" wheel size provides superior roll-over capability.

Rakan 29 1.1

 SIZES	M (17"), L (19"), XL (21")
 COLOR(S)	Satin Denim Blue
 FRAME	Fuji A6-SL super-buttressed alloy front and rear triangle, Enduro Max sealed cartridge bearings, MLink patented suspension system, Boost 148x12mm, 120mm travel
 FORK	RockShox Pike Select 29 DebonAir, tapered alloy steerer, Boost 110x15mm, 140mm travel
 REAR SHOCK	RockShox Deluxe Select+ RL
 CRANKSET	Truvativ Descendant, 32T
 BOTTOM BRACKET	SRAM DUB, threaded
 REAR DERAILLEUR	SRAM GX Eagle
 SHIFTERS	SRAM GX Eagle, 1 x 12-speed
 CASSETTE	SRAM XG-1275, 10-52T
 CHAIN	SRAM GX Eagle
 WHEELSET	DT Swiss M1900 Spline 30 wheelset, 28H, tubeless compatible
 TIRES	Maxxis Minion DHF, 29" x 2.50" WT, 3C Maxx Terra, 60tpi, EXO, Tubeless Ready, folding, Maxxis Dissector, 29" x 2.40" WT, 3C Maxx Terra, 60tpi, EXO, Tubeless Ready, folding
 BRAKESSET	SRAM G2 R, 180mm rotors
 BRAKE LEVERS	SRAM G2 R
 HEADSET	FSA 1 1/8" - 1.5", sealed cartridge bearings
 HANDLEBAR	Race Face Aeffect R Riser Bar, alloy, 20mm rise, 780mm
 STEM	Race Face Aeffect R, alloy, 0 degree rise, 35mm clamp
 GRIPS	Ergon GA2, Lock on
 SADDLE	Fizik Alpaca Terra X5
 SEATPOST	Crankbrothers Highline 3 dropper, 31.6mm, 17"/19"-150mm travel, 21" - 170mm travel, Highline Premium Ball Socket Lever
 ACCESSORIES	MRP 1X Chainguide)
 WEIGHT	15 kg


























Rakan 29 1.3

 SIZES	M (17"), L (19"), XL (21")
 COLOR(S)	Black Pearl
 FRAME	Fuji A6-SL super-buttet alloy front and rear triangle, Enduro Max sealed cartridge bearings, MLink patented suspension system, Boost 148x12mm, 120mm travel
 FORK	Marzocchi Bomber Z2 RAIL 29, 2-position, tapered alloy steerer, Boost 110x15mm, 140mm travel
 REAR SHOCK	Fox Float EVOL Performance
 CRANKSET	Shimano Deore, 32T
 BOTTOM BRACKET	Shimano, threaded
 REAR DERAILLEUR	Shimano SLX, shadow plus
 SHIFTERS	Shimano Deore, 1 x 12-speed
 CASSETTE	Shimano Deore, 10-51T
 CHAIN	Shimano Deore
 WHEELSET	WTB ST i30 TCS 2.0 32H, Shimano MT400 front hub, Shimano MT410 rear hub, DT Swiss Industry stainless spokes, tubeless compatible
 TIRES	Maxxis Minion DHF, 29" x 2.50" WT, 60tpi, EXO, Tubeless Ready, folding, Maxxis Dissector, 29" x 2.40" WT, 60tpi, EXO, Tubeless Ready, folding
 BRAKESSET	TRP Trail S, 180mm rotors
 BRAKE LEVERS	TRP Trail S
 HEADSET	FSA 1 1/8" - 1.5", sealed cartridge bearings
 HANDLEBAR	Race Face Ride Riser Bar, alloy, 10mm rise, 760mm
 STEM	Race Face Ride, alloy, +6 degree rise, 35mm clamp
 GRIPS	Ergon GA2, Lock on
 SADDLE	WTB Volt Medium Steel SL
 SEATPOST	KS Rage-i dropper, 31.6mm, 150mm travel, Westy Lever
 ACCESSORIES	MRP 1X Chainguide
 WEIGHT	15.94 kg



Rakan 29 1.5

 SIZES	M (17"), L (19"), XL (21")
 COLOR(S)	Clay Gray
 FRAME	Fuji A6-SL super-butted alloy front and rear triangle, Enduro Max sealed cartridge bearings, MLink patented suspension system, Boost 148x12mm, 120mm travel
 FORK	RockShox Recon Silver RL 29, tapered alloy steerer, Boost 110x15mm, 140mm travel
 REAR SHOCK	RockShox Deluxe Select R
 CRANKSET	Shimano Deore, 30T
 BOTTOM BRACKET	Shimano, threaded
 REAR DERAILLEUR	Shimano Deore, shadow plus
 SHIFTERS	Shimano Deore, 1 x 11-speed
 CASSETTE	Sunrace, 10-50T
 CHAIN	KMC X11
 WHEELSET	Shimano MT400 Boost CL hubs, DT Swiss Industry stainless spokes, WTB ST i30 TCS 2.0 32H tubeless compatible rims
 TIRES	Maxxis Minion DHF, 29" x 2.30", 60tpi, EXO, Tubeless Ready, folding, Maxxis Aggressor, 29" x 2.30", 60tpi, EXO, Tubeless Ready, folding
 BRAKESET	Shimano MT200, 180mm rotors
 BRAKE LEVERS	Shimano MT201
 HEADSET	FSA 1 1/8" - 1.5", sealed cartridge bearings
 HANDLEBAR	Race Face Ride Riser Bar, alloy, 10mm rise, 760mm
 STEM	Race Face Ride, alloy, +6 degree rise, 35mm clamp
 GRIPS	WTB Waffel, Lock on
 SADDLE	WTB Volt Medium Steel SL
 SEATPOST	Tranz X JD-YSP18P, 31.6mm 150mm travel, PLQ Lever
 WEIGHT	16.28 kg



Rakan LT

We took one of the most efficient trail bikes on the market and cranked up the travel to help riders tackle tougher trails with more confidence and comfort. The Rakan LT offers a 160mm travel fork and is coupled with 150mm of travel in the rear with Fuji's MLink® technology that offers small bump sensitivity, while handling the bigger bumps on the trail with ease. Boost 148 rear spacing increases the stiffness, ensuring maximum power transfer and cornering precision - making this the perfect all mountain and enduro bike.

AVAILABLE AS


























DESIGNED FOR

An all mountain ride for the ambitious enduro rider looking to tackle aggressive terrain on everything from park laps to all-day epics.
























- ✓ A6-SL super-butted alloy frame is lightweight and strong,
- ✓ 160mm of front travel coupled with 150mm of MLink® rear suspension ensures confident, comfort, and efficiency
- ✓ Boost 110x15 front hub spacing and Boost 148x12 rear hub spacing for increased stiffness, power transfer, and cornering precision
- ✓ 29-inch wheels make for better rollover of trail obstacles
- ✓ Internal cable routing offers a clean look, while offering low maintenance
- ✓ Hydraulic disc brakes with 203mm front and 180mm rear rotors guarantee superior control
- ✓ Enduro Maxx Black Oxide suspension pivot bearings throughout the rear suspension are packed with marine grade grease for extended service intervals, while two row black oxide bearings provide increased bearing life and lateral stiffness

Rakan 29 LT 1.1

	SIZES	S (15"), M (17"), L (19"), XL (21")
	COLOR(S)	Dark Bronze / Red Orange
	FRAME	Fuji A6-SL super-buttet alloy front and rear triangle, Enduro Max sealed cartridge bearings, MLink patented suspension system, Boost 148x12mm, 150mm travel
	FORK	RockShox ZEB Select+ 29 DebonAir, tapered alloy steerer, Boost 110x15mm, 160mm travel
	REAR SHOCK	RockShox Super Deluxe Coil Select+
	CRANKSET	Truvativ Descendant, 32T
	BOTTOM BRACKET	SRAM DUB, threaded
	REAR DERAILLEUR	SRAM GX Eagle
	SHIFTERS	SRAM GX Eagle, 1 x 12-speed
	CASSETTE	SRAM XG-1275, 10-52T
	CHAIN	SRAM GX Eagle
	WHEELSET	DT Swiss M1900 Spline 30 wheelset, 28H, tubeless compatible
	TIRES	Maxxis Assegai, 29" x 2.50" WT, 3C Maxx Terra, EXO+, 120tpi, Tubeless Ready, folding, Maxxis Minion DHR II, 29" x 2.40" WT, 3C Maxx Terra, EXO+, 120tpi, Tubeless Ready, folding
	BRAKESET	TRP Quadiem, 203/180mm rotors
	BRAKE LEVERS	TRP Quadiem
	HEADSET	FSA 1 1/8" - 1.5", sealed cartridge bearings
	HANDLEBAR	Race Face Aeffect R Riser Bar, alloy, 20mm rise, 780mm
	STEM	Race Face Aeffect R, alloy, 0 degree 40mm rise, 35mm clamp
	GRIPS	Ergon GA2, Lock on
	SADDLE	Fizik Alpaca Terra X5
	SEATPOST	Crankbrothers Highline 3 dropper, 31.6mm, 15" - 125mm travel, 17"/19" - 150mm travel, 21" - 170mm travel, Highline Premium Ball Socket Lever
	ACCESSORIES	MRP AMg V1 Chainguide
	WEIGHT	16.81 kg



Rakan 29 LT 1.5

	SIZES	S (15"), M (17"), L (19"), XL (21")
	COLOR(S)	Iron Gray / Sand
	FRAME	Fuji A6-SL super-buttet alloy front and rear triangle, Enduro Max sealed cartridge bearings, MLink patented suspension system, Boost 148x12mm, 150mm travel
	FORK	RockShox Yari RC 29 DebonAir, tapered alloy steerer, Boost 110x15mm, 160mm travel
	REAR SHOCK	RockShox Super Deluxe Coil Select
	CRANKSET	Shimano Deore, 30T
	BOTTOM BRACKET	Shimano, threaded
	REAR DERAILLEUR	Shimano Deore, shadow plus
	SHIFTERS	Shimano Deore, 1 x 11-speed
	CASSETTE	Sunrace, 10-50T
	CHAIN	KMC X11
	WHEELSET	Shimano MT400 Boost CL hubs, DT Swiss Industry stainless spokes, WTb ST i30 TCS 2.0 32H tubeless compatible rims
	TIRES	Maxxis Assegai, 29" x 2.50" WT, 60tpi, EXO, Tubeless Ready, folding, Maxxis Minion DHR II, 29" x 2.40" WT, 60tpi, EXO, Tubeless Ready, folding
	BRAKESET	TRP Trail S, 203/180mm rotors
	BRAKE LEVERS	TRP Trail S
	HEADSET	FSA 1 1/8" - 1.5", sealed cartridge bearings
	HANDLEBAR	Race Face Ride Riser Bar, alloy, 10mm rise, 760mm
	STEM	Race Face Ride, alloy, +6 degree 50mm rise, 35mm clamp
	GRIPS	WTB Waffel, Lock on
	SADDLE	WTB Volt Medium Steel SL
	SEATPOST	Tranz X JD-YSP18P, 31.6mm 150mm travel, PLQ Lever
	ACCESSORIES	MRP AMg V1 Chainguide
	WEIGHT	17.32 kg



SLM

With a super light carbon frame that allows it to be simultaneously stiff and smooth on the trail, the SLM is at the pinnacle of hardtail XC mountain bikes. With a long, low and aggressive geometry, the SLM is ready to play on World Cup tracks or at your local XC series.

AVAILABLE AS
























DESIGNED FOR

Hardcore cross-country and endurance riders who need optimum performance for racing and training or for pushing the envelope of speed and distance over technical terrain – especially those who prefer the light weight and efficiency of a hardtail.






















- ✓ C10 super-light high-modulus carbon
- ✓ Oversized frame tubes and hyper-short chainstays create a lightweight, stiff and fast frame.
- ✓ Thru-axle dropouts front and rear enhance steering precision.
- ✓ 29" wheels roll over obstacles and maintain speed over rough terrain better than smaller wheels.

SLM 29 2.1

 SIZES	M (17"), L (19"), XL (21")
 COLOR(S)	Satin Carbon / Blue Gray
 FRAME	C10 super-light high-modulus carbon, BB92, Boost 148x12mm
 FORK	Fox 32 FLOAT 29 Performance SC GRIP, remote lockout, tapered alloy steerer, Boost 110x15mm, 100mm travel
 CRANKSET	Shimano Deore XT, 32T
 BOTTOM BRACKET	Shimano BB92, press fit
 REAR DERAILLEUR	Shimano Deore XT, shadow plus
 SHIFTERS	Shimano Deore XT, 1 x 12-speed
 CASSETTE	Shimano Deore XT, 10-51T
 CHAIN	Shimano SLX
 WHEELSET	DT Swiss X1900 Spline 25 wheelset, 28H, tubeless compatible
 TIRES	Maxxis Rekon Race, 29" x 2.35", 60tpi, EXO, Tubeless Ready, folding
 BRAKESSET	Shimano Deore XT, 180/160mm rotors
 BRAKE LEVERS	Shimano Deore XT
 HEADSET	FSA 1 1/8" - 1.5", sealed cartridge bearings
 HANDLEBAR	Race Face Ride Flat Bar, 710mm
 STEM	Race Face Ride, 6 degree rise
 GRIPS	Fuji Performance Grip Lock On
 SADDLE	WTB Silverado Narrow Steel SL
 SEATPOST	Race Face Ride XC, 31.6mm
 WEIGHT	10.9 kg
























SLM 29 2.5

 SIZES	M (17"), L (19"), XL (21")
 COLOR(S)	Army Green
 FRAME	C10 super-light high-modulus carbon, BB92, Boost 148x12mm
 FORK	RockShox Recon Gold RL R 29 Solo Air, remote lockout, tapered alloy steerer, Boost 110x15mm, 100mm travel
 CRANKSET	Shimano Deore, 32T
 BOTTOM BRACKET	Shimano BB92, press fit
 REAR DERAILLEUR	Shimano Deore XT, shadow plus
 SHIFTERS	Shimano Deore, 1 x 12-speed
 CASSETTE	Shimano Deore, 10-51T
 CHAIN	Shimano Deore
 WHEELSET	WTB ST i25 TCS 2.0 29" 32H rims, Shimano MT400 front hub, MT410 rear hub, DT Swiss Industry spokes, tubeless compatible
 TIRES	Maxxis Ikon, 29" x 2.2", 60tpi, folding
 BRAKESET	Shimano MT500, 180/160mm rotors
 BRAKE LEVERS	Shimano MT501
 HEADSET	FSA 1 1/8" - 1.5", sealed cartridge bearings
 HANDLEBAR	Race Face Ride Flat Bar, 710mm
 STEM	Race Face Ride, 6 degree rise
 GRIPS	Fuji Performance Grip Lock On
 SADDLE	WTB Silverado Narrow Steel SL
 SEATPOST	Race Face Ride XC, 31.6mm
 WEIGHT	11.85 kg



SLM 29 2.7

 SIZES	M (17"), L (19"), XL (21")
 COLOR(S)	Cool Gray
 FRAME	C10 super-light high-modulus carbon, BB92, Boost 148x12mm
 FORK	RockShox Judy Silver TK 29 Solo Air, remote lockout, tapered alloy steerer, Boost 110x15mm, 100mm travel
 CRANKSET	SRAM SX Eagle, 32T
 BOTTOM BRACKET	SRAM DUB, press fit
 REAR DERAILLEUR	SRAM NX Eagle
 SHIFTERS	SRAM SX Eagle, 1 x 12-speed
 CASSETTE	SRAM PG-1210, 11-50T
 CHAIN	SRAM SX Eagle
 WHEELSET	WTB ST i25 TCS 2.0 29" 32H rims, Shimano MT400 front hub, MT400 rear hub, DT Swiss Industry spokes, tubeless compatible
 TIRES	Maxxis Ikon, 29" x 2.2", 60tpi, folding
 BRAKESET	Shimano MT200, 180/160mm rotors
 BRAKE LEVERS	Shimano MT201
 HEADSET	FSA 1 1/8" - 1.5", sealed bearing
 HANDLEBAR	Fuji flat bar, alloy, 710mm
 STEM	Fuji, alloy, +/-6 degree
 GRIPS	Fuji Performance Grip Lock On
 SADDLE	WTB Silverado Narrow Steel
 SEATPOST	Fuji, alloy, 31.6mm
 WEIGHT	12.22 kg



Nevada

The perfect recreational mountain bike for new riders to dip their toes into trail riding, a commuting solution, or just an all around fun bike for the city or country. An all-new frame with updated geometry for 2021, the Nevada ensures the comfort and reliability that is synonymous with the Nevada, while rear fender and carrier mounts plus a kickstand make this a true do-it-all machine.

AVAILABLE AS

























DESIGNED FOR

Recreational riders looking for an introduction to off road riding or a reliable everyday commuter.






















- ✓ A2 aluminum frame featuring updated geometry to meet today's standards
- ✓ A 100mm travel fork offers comfort and confidence as riders venture on to trails or bumpy city streets
- ✓ Rear carrier and fender mounts add versatility
- ✓ A Pletscher style kickstand is a fan favorite addition
- ✓ Internal cable routing allows for smooth shifting and low maintenance
- ✓ Many models come with hydraulic disc brakes for confident stopping in all conditions

Nevada 29 1.0 LTD

 SIZES	M (17"), L (19"), XL (21"), XXL (23")
 COLOR(S)	Satin Gray
 FRAME	Fuji A2-SL custom-buttressed alloy front triangle, Fuji A1-SL alloy rear triangle
 FORK	SR Suntour SF14-XCR-AIR-LOR-DS-29, 100mm
 CRANKSET	Shimano Deore, 32T
 BOTTOM BRACKET	Shimano, threaded
 PEDALS	Resin platform
 REAR DERAILLEUR	Shimano Deore
 SHIFTERS	Shimano Deore, 1 x 12-speed
 CASSETTE	Shimano Deore, 10-51T
 CHAIN	KMC X12
 WHEELSET	WTB SX19 rims 32H, Shimano HB-TX505 front, Shimano MT401 rear hub, stainless black spokes
 TIRES	WTB Ranger Comp, 29" x 2.25", 27tpi
 BRAKESET	Shimano MT200 hydraulic, 180/160mm rotors
 BRAKE LEVERS	Shimano MT200
 HEADSET	1 1/8" sealed bearings
 HANDLEBAR	Fuji flat bar, alloy, 710mm
 STEM	Fuji, forged aluminum, +/-6 degree
 GRIPS	Fuji Performance Grip Lock On
 SADDLE	WTB Volt Sport
 SEATPOST	Fuji, alloy, 30.9mm
 WEIGHT	14 kg



Nevada 29 1.3

	SIZES	M (17"), L (19"), XL (21"), XXL (23")
	COLOR(S)	Satin Sand, Satin Silver
	FRAME	Fuji A2-SL custom-buttressed alloy front triangle, Fuji A1-SL alloy rear triangle
	FORK	SR Suntour SF20-XCM30-RL-DS-29, remote lockout, 100mm travel
	CRANKSET	FSA Gamma Pro, 30T
	BOTTOM BRACKET	FSA Mega Exo, threaded
	PEDALS	Resin platform
	REAR DERAILLEUR	Shimano Deore
	SHIFTERS	Shimano Deore, 1 x 11-speed
	CASSETTE	Sunrace, 11-50T
	CHAIN	KMC X11
	WHEELSET	WTB SX19 rims 32H, Shimano HB-TX505 front, FH-TX505 rear hub, stainless black spokes
	TIRES	WTB Ranger Comp, 29" x 2.25", 27tpi
	BRAKESET	Shimano MT200 hydraulic, 180/160mm rotors
	BRAKE LEVERS	Shimano MT201
	HEADSET	1 1/8" sealed bearings
	HANDLEBAR	Fuji flat bar, alloy, 710mm
	STEM	Fuji, forged aluminum, +/-6 degree
	GRIPS	Fuji Performance Grip Lock On
	SADDLE	WTB Volt Sport
	SEATPOST	Fuji, alloy, 30.9mm
	WEIGHT	14.36 kg


























Satin Silver

























Satin Sand

Nevada 29 2.0 LTD

	SIZES	M (17"), L (19"), XL (21"), XXL (23")
	COLOR(S)	Satin Red
	FRAME	Fuji A2-SL custom-buttressed alloy front triangle, Fuji A1-SL alloy rear triangle
	FORK	SR Suntour SF20-XCM-HLO-DS-29, 100mm travel
	CRANKSET	Shimano Deore, 36/26T
	BOTTOM BRACKET	Shimano, threaded
	PEDALS	Resin platform
	FRONT DERAILLEUR	Shimano Deore
	REAR DERAILLEUR	Shimano Deore
	SHIFTERS	Shimano Deore, 2 x 10-speed
	CASSETTE	Shimano Acera, 11-42T
	CHAIN	KMC X10
	WHEELSET	WTB SX19 rims 32H, Shimano HB-TX505 front, FH-TX505 rear hub, stainless black spokes
	TIRES	WTB Ranger Comp, 29" x 2.25", 27tpi
	BRAKESET	Shimano MT200 hydraulic, 180/160mm rotors
	BRAKE LEVERS	Shimano MT200
	HEADSET	1 1/8" sealed bearings
	HANDLEBAR	Fuji flat bar, alloy, 710mm
	STEM	Fuji, forged aluminum, +/-6 degree
	GRIPS	Fuji Performance Grip
	SADDLE	WTB Volt Sport
	SEATPOST	Fuji Alloy 30.9mm
	WEIGHT	14.6 kg



Nevada 29 1.5

 SIZES	M (17"), L (19"), XL (21"), XXL (23")
 COLOR(S)	Black, Brick Red
 FRAME	Fuji A2-SL custom-buttressed alloy front triangle, Fuji A1-SL alloy rear triangle
 FORK	SR Suntour SF20-XCM-HLO-DS-29, hydraulic lockout, 100mm travel
 CRANKSET	Shimano Altus, 36/22T
 BOTTOM BRACKET	Shimano, threaded
 PEDALS	Resin platform
 FRONT DERAILLEUR	Shimano Altus
 REAR DERAILLEUR	Shimano Alivio
 SHIFTERS	Shimano Altus, Rapid Fire, 2 x 9-speed
 CASSETTE	Shimano HG200-9, 11-36T
 CHAIN	KMC Z9
 WHEELSET	WTB SX19 rims 32H, Shimano HB-TX505 front, FH-TX505 rear hub, stainless black spokes
 TIRES	WTB Ranger Comp, 29" x 2.25", 27tpi
 BRAKESET	Shimano MT200 hydraulic, 180/160mm rotors
 BRAKE LEVERS	Shimano MT201
 HEADSET	1 1/8" sealed bearings
 HANDLEBAR	Fuji flat bar, alloy, 710mm
 STEM	Fuji, forged aluminum, +/-6 degree
 GRIPS	Fuji Performance Grip
 SADDLE	WTB Volt Sport
 SEATPOST	Fuji, alloy, 30.9mm
 WEIGHT	14.5 kg


























Brick Red



Black

Nevada 29 3.0 LTD

 SIZES	M (17"), L (19"), XL (21"), XXL (23")(Black only)
 COLOR(S)	Orange, Satin Black
 FRAME	Fuji A2-SL custom-buttressed alloy front triangle, Fuji A1-SL alloy rear triangle
 FORK	SR Suntour SF19-XCT30-HLO-DS-29, 100mm travel
 CRANKSET	Shimano Altus, 40/30/22T
 BOTTOM BRACKET	Sealed cartridge bearing
 PEDALS	Resin platform
 FRONT DERAILLEUR	Shimano Altus
 REAR DERAILLEUR	Shimano Alivio
 SHIFTERS	Shimano Altus, Rapid Fire, 3 x 9-speed
 CASSETTE	Shimano HG201-9, 11-36T
 CHAIN	KMC Z9
 WHEELSET	WTB SX19 rims 32H, Formula DC-20 front, DC-22 rear hub, black spokes
 TIRES	WTB Ranger Comp, 29" x 2.25", 27tpi
 BRAKESET	Tektro HD-M275 hydraulic, 180/160mm rotors
 BRAKE LEVERS	Tektro HD-M275
 HEADSET	1 1/8" sealed bearings
 HANDLEBAR	Fuji flat bar, alloy, 710mm
 STEM	Fuji, forged aluminum, +/-6 degree
 GRIPS	Fuji Performance Grip
 SADDLE	Fuji Performance Saddle
 SEATPOST	Fuji, alloy, 30.9mm
 WEIGHT	14.75 kg


























GRAPHIC RENDERING

Satin Black



Orange

Nevada 29 1.7

 SIZES	M (17"), L (19"), XL (21"), XXL (23")
 COLOR(S)	Satin Gray, Cyan
 FRAME	Fuji A2-SL custom-buttressed alloy front triangle, Fuji A1-SL alloy rear triangle
 FORK	SR Suntour SF19-XCT30-HLO-DS-29, hydraulic lockout, 100mm travel
 CRANKSET	Prowheel, 42/34/24T
 BOTTOM BRACKET	Sealed cartridge bearing
 PEDALS	Resin platform
 FRONT DERAILLEUR	Shimano Tourney
 REAR DERAILLEUR	Shimano Acera
 SHIFTERS	Shimano Altus, Rapid Fire, 3 x 8-speed
 CASSETTE	Shimano HG31, 11-34T
 CHAIN	KMC HV700
 WHEELSET	WTB SX19 rims 32H, Formula DC-20 front, DC-22 rear hubs, black spokes
 TIRES	WTB Ranger Comp, 29" x 2.25", 27tpi
 BRAKESET	Tektro HD-M275 hydraulic, 180/160mm rotors
 BRAKE LEVERS	Tektro HD-M275
 HEADSET	1 1/8" sealed bearings
 HANDLEBAR	Fuji flat bar, alloy, 710mm
 STEM	Fuji, forged aluminum, +/-6 degree
 GRIPS	Fuji Performance Grip
 SADDLE	Fuji Performance Saddle
 SEATPOST	Fuji, alloy, 30.9mm
 WEIGHT	14.64 kg



Cyan



Satin Gray



Nevada 29 4.0 LTD

 SIZES	M (17"), L (19"), XL (21"), XXL (23")
 COLOR(S)	Satin Army Green, Blue
 FRAME	Fuji A2-SL custom-butted alloy front triangle, Fuji A1-SL alloy rear triangle
 FORK	SR Suntour SF19-XCE-DS-29, 100mm travel
 CRANKSET	Prowheel, 42/34/24T
 BOTTOM BRACKET	Sealed cartridge bearing
 PEDALS	Resin platform
 FRONT DERAILLEUR	Shimano Tourney
 REAR DERAILLEUR	Shimano Altus
 SHIFTERS	Shimano Altus, Rapid Fire, 3 x 7-speed
 CASSETTE	Shimano TZ500 freewheel, 14-34T
 CHAIN	KMC HV500
 WHEELSET	WTB SX19 rims 32H, Formula DC-20 front, DC-31 rear hub, black spokes
 TIRES	WTB Ranger Comp, 29" x 2.25", 27tpi
 BRAKESET	Tektro HD-M275 hydraulic, 160mm rotors
 BRAKE LEVERS	Tektro HD-M275
 HEADSET	1 1/8" sealed bearings
 HANDLEBAR	Fuji flat bar, alloy, 710mm
 STEM	Fuji, forged aluminum, +/-6 degree
 GRIPS	Fuji Performance Grip
 SADDLE	Fuji Performance Saddle
 SEATPOST	Fuji, alloy, 30.9mm
 WEIGHT	14.7 kg

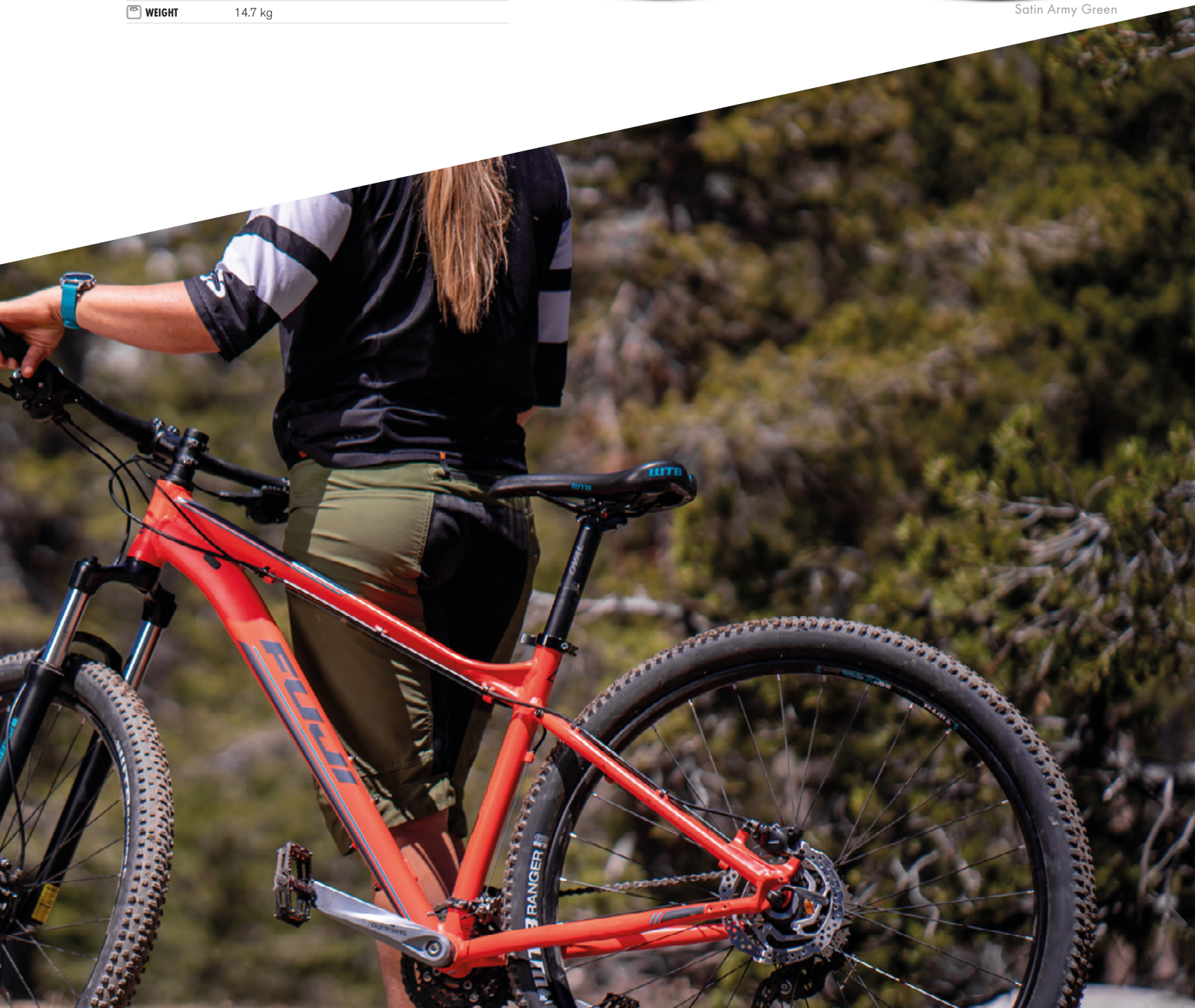


GRAPHIC RENDERING
























Blue



Satin Army Green



Nevada 29 1.9

 SIZES	M (17"), L (19"), XL (21"), XXL (23")
 COLOR(S)	Satin Graphite, Dark Teal
 FRAME	Fuji A2-SL custom-buttressed alloy front triangle, Fuji A1-SL alloy rear triangle
 FORK	SR Suntour SF19-XCE 29, 100mm travel
 CRANKSET	Prowheel, 42/34/24T
 BOTTOM BRACKET	Sealed cartridge bearing
 PEDALS	Resin platform
 FRONT DERAILLEUR	Shimano Tourney
 REAR DERAILLEUR	Shimano Tourney
 SHIFTERS	Shimano EF41, EZ Fire, 3 x 7-speed
 CASSETTE	Shimano TZ500 freewheel, 14-34T
 CHAIN	KMC HV500
 WHEELSET	WTB SX19 rims 32H, Formula DC-20 front, DC-31 rear disc hubs, black spokes
 TIRES	WTB Ranger Comp, 29" x 2.25", 27tpi
 BRAKESET	Tektro M280, mechanical, 160mm rotors
 BRAKE LEVERS	Shimano EF41
 HEADSET	1 1/8" sealed bearings
 HANDLEBAR	Fuji flat bar, alloy, 710mm
 STEM	Fuji, forged aluminum, +/-6 degree
 GRIPS	Fuji Performance Grip
 SADDLE	Fuji Performance Saddle
 SEATPOST	Fuji, alloy, 30.9mm
 WEIGHT	14.76 kg


























Dark Teal



Satin Graphite



Nevada 27.5 1.7

 SIZES	XS (13"), S (15"), M (17")
 COLOR(S)	Cyan
 FRAME	Fuji A2-SL custom-buttressed alloy front triangle, Fuji A1-SL alloy rear triangle
 FORK	SR Suntour SF19-XCT30-HLO-DS-27.5, hydraulic lockout, 100mm travel
 CRANKSET	Prowheel, 42/34/24T
 BOTTOM BRACKET	Sealed cartridge bearing
 PEDALS	Resin platform
 FRONT DERAILLEUR	Shimano Tourney
 REAR DERAILLEUR	Shimano Acera
 SHIFTERS	Shimano Altus, Rapid Fire, 3 x 8-speed
 CASSETTE	Shimano HG31, 11-34T
 CHAIN	KMC HV700
 WHEELSET	WTB SX19 rims 32H, Formula DC-20 front, DC-22 rear hubs, black spokes
 TIRES	WTB Ranger Comp, 27.5" x 2.25", 27tpi
 BRAKESET	Tektro HD-M275 hydraulic, 180/160mm rotors
 BRAKE LEVERS	Tektro HD-M275
 HEADSET	1 1/8" sealed bearings
 HANDLEBAR	Fuji riser bar, alloy, 15mm rise, 710mm
 STEM	Fuji, forged aluminum, +/-6 degree
 GRIPS	Fuji Performance Grip
 SADDLE	Fuji Performance Saddle
 SEATPOST	Fuji, alloy, 30.9mm
 WEIGHT	14.65 kg



Cyan
























Nevada 27.5 4.0 LTD

 SIZES	XS (13"), S (15"), M (17")
 COLOR(S)	Blue
 FRAME	Fuji A2-SL custom-butted alloy front triangle, Fuji A1-SL alloy rear triangle
 FORK	SR Suntour SF19-XCE-DS-27.5, 100mm travel
 CRANKSET	Prowheel, 42/34/24T
 BOTTOM BRACKET	Sealed cartridge bearing
 PEDALS	Resin platform
 FRONT DERAILLEUR	Shimano Tourney
 REAR DERAILLEUR	Shimano Altus
 SHIFTERS	Shimano Altus, Rapid Fire, 3 x 7-speed
 CASSETTE	Shimano TZ500 freewheel, 14-34T
 CHAIN	KMC HV500
 WHEELSET	WTB SX19 rims 32H, Formula DC-20 front, DC-31 rear hub, black spokes
 TIRES	WTB Ranger Comp, 27.5" x 2.25", 27tpi
 BRAKESET	Tektro HD-M275 hydraulic, 160mm rotors
 BRAKE LEVERS	Tektro HD-M275
 HEADSET	1 1/8" sealed bearings
 HANDLEBAR	Fuji riser bar, alloy, 15mm rise, 710mm
 STEM	Fuji, forged aluminum, +/-6 degree
 GRIPS	Fuji Performance Grip
 SADDLE	Fuji Performance Saddle
 SEATPOST	Fuji, alloy, 30.9mm
 WEIGHT	tdb



GRAPHIC RENDERING

Nevada 27.5 1.9

 SIZES	XS (13"), S (15"), M (17")
 COLOR(S)	Dark Teal
 FRAME	Fuji A2-SL custom-butted alloy front triangle, Fuji A1-SL alloy rear triangle
 FORK	SR Suntour SF19-XCE 27.5, 100mm travel
 CRANKSET	Prowheel, 42/34/24T
 BOTTOM BRACKET	Sealed cartridge bearing
 PEDALS	Resin platform
 FRONT DERAILLEUR	Shimano Tourney
 REAR DERAILLEUR	Shimano Tourney
 SHIFTERS	Shimano EF41, EZ Fire, 3 x 7-speed
 CASSETTE	Shimano TZ500 freewheel, 14-34T
 CHAIN	KMC HV500
 WHEELSET	WTB SX19 rims 32H, Formula DC-20 front, DC-31 rear hubs, black spokes
 TIRES	WTB Ranger Comp, 27.5" x 2.25", 27tpi
 BRAKESET	Tektro M280 mechanical, 160mm rotors
 BRAKE LEVERS	Shimano EF41
 HEADSET	1 1/8" sealed bearings
 HANDLEBAR	Fuji riser bar, alloy, 15mm rise, 710mm
 STEM	Fuji, forged aluminum, +/-6 degree
 GRIPS	Fuji Performance Grip
 SADDLE	Fuji Performance Saddle
 SEATPOST	Fuji, alloy, 30.9mm
 WEIGHT	14.70 kg



Dark Teal



CONTENTS

- 74 Absolute
- 78 Traverse
- 82 Feather
- 84 Declaration

LIFESTYLE

Absolute

Known for versatility, the Absolute's geometry strikes a balance between speed and comfort, making it ideal for the fitness-minded rider, or the urbanite looking to ride to work or run errands.

AVAILABLE AS




DESIGNED FOR

Riders seeking a lightweight bike with a more upright position, looking for both speed and versatility. Ideal for fitness rides, city commutes, path riding, and even charity rides.












- ✓ 1 Series frames feature double-buttressed A2-SL aluminum.
- ✓ Rack and fender mounts add carrying capacity and all-weather utility.
- ✓ Wide gearing range enables riders to tackle climbs and flats.
- ✓ Disc brakes on most models

Absolute Disc 1.3

	SIZES	M (17"), L (19"), XL (21"), XXL (23")
	COLOR(S)	Satin Silver
	FRAME	Fuji A2-SL custom butted alloy
	FORK	Fuji C10 carbon
	CRANKSET	Shimano R345, 50/34T
	BOTTOM BRACKET	Shimano Octalink, sealed bearing
	PEDALS	Alloy platform
	FRONT DERAILLEUR	Shimano Sora
	REAR DERAILLEUR	Shimano Sora
	SHIFTERS	Shimano Sora, 2 x 9-speed
	CASSETTE	Shimano Alivio, 11-32T
	CHAIN	KMC X9
	WHEELSET	Alex double wall rims 32h, Shimano center lock hubs, stainless spokes
	TIRES	Vittoria Urbano, 700 x 35c
	BRAKESET	Shimano MT200, hydraulic disc, 160mm rotors
	BRAKE LEVERS	Shimano MT200, hydraulic disc
	HEADSET	1-1/8" semi-integrated
	HANDLEBAR	Alloy, 18mm rise, 6 degree backsweep
	STEM	3D-forged alloy, +/- 6 degree, 31.8mm
	GRIPS	Velo comfort sport
	SADDLE	Selle Royal Vivo Ergo
	SEATPOST	Alloy, 27.2mm
	WEIGHT	11.05 kg


























Absolute Disc 1.3 ST

	SIZES	M (17"), L (19")
	COLOR(S)	Midnight Blue
	FRAME	Fuji A2-SL custom butted alloy
	FORK	Fuji C10 carbon
	CRANKSET	Shimano R345, 50/34T
	BOTTOM BRACKET	Shimano Octalink, sealed bearing
	PEDALS	Alloy platform
	FRONT DERAILLEUR	Shimano Sora
	REAR DERAILLEUR	Shimano Sora
	SHIFTERS	Shimano Sora, 2 x 9-speed
	CASSETTE	Shimano Alivio, 11-32T
	CHAIN	KMC X9
	WHEELSET	Alex double wall rims 32h, Shimano center lock hubs, stainless spokes
	TIRES	Vittoria Urbano, 700 x 35c
	BRAKESET	Shimano MT200, hydraulic disc, 160mm rotors
	BRAKE LEVERS	Shimano MT200, hydraulic disc
	HEADSET	1-1/8" semi-integrated
	HANDLEBAR	Alloy, 18mm rise, 6 degree backsweep
	STEM	3D-forged alloy, +/- 6 degree, 31.8mm
	GRIPS	Velo comfort sport
	SADDLE	Selle Royal Vivo Ergo
	SEATPOST	Alloy, 27.2mm
	WEIGHT	11.05 kg


























GRAPHIC RENDERING

Absolute Disc 1.7

 SIZES	M (17"), L (19"), XL (21"), XXL (23")
 COLOR(S)	Cement
 FRAME	Fuji A2-SL custom butted alloy
 FORK	Fuji A1 alloy
 CRANKSET	Shimano Altus, 46/30T
 BOTTOM BRACKET	Shimano sealed cartridge bearing
 PEDALS	Resin platform
 FRONT DERAILLEUR	Shimano Acera
 REAR DERAILLEUR	Shimano Alivio shadow
 SHIFTERS	Shimano Altus, 2 x 9-speed
 CASSETTE	Shimano Acera, 11-36T
 CHAIN	KMC X9
 WHEELSET	Alex double wall rims 32h, stainless spokes
 TIRES	Kenda Tendril, 40-622, K-shield flat protection
 BRAKESSET	Tektro HD-275, hydraulic disc, 160mm rotors
 BRAKE LEVERS	Tektro HD-275, hydraulic disc
 HEADSET	1-1/8" semi-integrated
 HANDLEBAR	Alloy, 18mm rise, 6 degree backsweep
 STEM	3D-forged alloy, 17 degree, 31.8mm
 GRIPS	Velo comfort sport
 SADDLE	Selle Royal Vivo Ergo
 SEATPOST	Alloy, 27.2mm
 WEIGHT	12.05 kg











Absolute Disc 1.7 ST

 SIZES	M (17"), L (19")
 COLOR(S)	Silver
 FRAME	Fuji A2-SL custom butted alloy
 FORK	Fuji A1 alloy
 CRANKSET	Shimano Altus, 46/30T
 BOTTOM BRACKET	Shimano sealed cartridge bearing
 PEDALS	Resin platform
 FRONT DERAILLEUR	Shimano Acera
 REAR DERAILLEUR	Shimano Alivio shadow
 SHIFTERS	Shimano Altus, 2 x 9-speed
 CASSETTE	Shimano Acera, 11-36T
 CHAIN	KMC X9
 WHEELSET	Alex double wall rims 32h, stainless spokes
 TIRES	Kenda Tendril, 40-622, K-shield flat protection
 BRAKESSET	Tektro HD-275, hydraulic disc, 160mm rotors
 BRAKE LEVERS	Tektro HD-275, hydraulic disc
 HEADSET	1-1/8" semi-integrated
 HANDLEBAR	Alloy, 18mm rise, 6 degree backsweep
 STEM	3D-forged alloy, 17 degree, 31.8mm
 GRIPS	Velo comfort sport
 SADDLE	Selle Royal Vivo Ergo
 SEATPOST	Alloy, 27.2mm
 WEIGHT	11.84 kg























Absolute 2.1

 SIZES	M (17"), L (19"), XL (21"), XXL (23")
 COLOR(S)	Cool Gray
 FRAME	Fuji A2-SL custom butted alloy
 FORK	Fuji Hi-Ten steel
 CRANKSET	Prowheel, 48/38/28T
 BOTTOM BRACKET	Sealed cartridge bearing
 PEDALS	Resin platform
 FRONT DERAILLEUR	Shimano Tourney
 REAR DERAILLEUR	Shimano Tourney
 SHIFTERS	Shimano Tourney, EZ Fire, 3 x 7-speed
 CASSETTE	Shimano Tourney 14-34T freewheel
 CHAIN	KMC HV500
 WHEELSET	Weinmann double wall rims 32h
 TIRES	Kenda Tendril, 40-622
 BRAKESET	Tektro alloy linear pull
 BRAKE LEVERS	Shimano Tourney
 HEADSET	1-1/8" semi-integrated
 HANDLEBAR	Alloy, 20mm rise, 6 degree backsweep
 STEM	Alloy, 25 degree, 25.4mm
 GRIPS	Velo comfort
 SADDLE	Fuji comfort sport
 SEATPOST	Alloy, 27.2mm
 WEIGHT	12 kg



Absolute 2.1 ST

 SIZES	M (17"), L (19")
 COLOR(S)	Pearl White
 FRAME	Fuji A2-SL custom butted alloy
 FORK	Fuji Hi-Ten steel
 CRANKSET	Prowheel, 48/38/28T
 BOTTOM BRACKET	Sealed cartridge bearing
 PEDALS	Resin platform
 FRONT DERAILLEUR	Shimano Tourney
 REAR DERAILLEUR	Shimano Tourney
 SHIFTERS	Shimano Tourney, EZ Fire, 3 x 7-speed
 CASSETTE	Shimano Tourney 14-34T freewheel
 CHAIN	KMC HV500
 WHEELSET	Weinmann double wall rims 32h
 TIRES	Kenda Tendril, 40-622
 BRAKESET	Tektro alloy linear pull
 BRAKE LEVERS	Shimano Tourney
 HEADSET	1-1/8" semi-integrated
 HANDLEBAR	Alloy, 20mm rise, 6 degree backsweep
 STEM	Alloy, 25 degree, 25.4mm
 GRIPS	Velo comfort
 SADDLE	Fuji comfort sport
 SEATPOST	Alloy, 27.2mm
 WEIGHT	11.86 kg



Traverse

The Traverse is a dual-sport machine that will take you anywhere. With disc brakes, the Traverse is a confident commuter on city streets but still able to conquer trails with ease.

AVAILABLE AS


























DESIGNED FOR

Recreational riders who want to hit the pavement and the trails with a versatile, comfortable, yet fast bike; also ideal for commuters who have to tackle rough roads on the way to work or who want to add a bit of trail to their route.


- ✓ Constructed of custom-buttressed A2-SL aluminum that is both strong and lightweight.
- ✓ 42-622 tires are durable and aggressive enough for light trail riding.
- ✓ Front suspension fork for a smooth ride and added durability.
- ✓ Disc brakes have better stopping power in all conditions.

Traverse 1.3

 SIZES	M (17"), L (19"), XL (21"), XXL (23")
 COLOR(S)	Gray
 FRAME	Fuji A2-SL custom-buttressed alloy
 FORK	Suntour NEX suspension, hydraulic lockout, 63mm travel
 CRANKSET	Shimano Altus, 46/30T
 BOTTOM BRACKET	Sealed cartridge bearing
 PEDALS	Resin platform
 FRONT DERAILLEUR	Shimano Acera
 REAR DERAILLEUR	Shimano Alivio shadow
 SHIFTERS	Shimano Altus, 2 x 9-speed
 CASSETTE	Shimano Acera, 11-36T
 CHAIN	KMC X9
 WHEELSET	Alex double wall rims 32h, Shimano center lock hubs, stainless spokes
 TIRES	Kenda Drumlín, 42-622, K-Shield flat protection
 BRAKESSET	Shimano MT200, hydraulic disc, 160mm rotors
 BRAKE LEVERS	Shimano MT200, hydraulic disc
 HEADSET	1-1/8" semi-integrated
 HANDLEBAR	Alloy, 18mm rise, 6 degree backsweep
 STEM	3D-forged alloy, 6 degree
 GRIPS	Velo comfort sport, lock on
 SADDLE	Selle Royale Milo+
 SEATPOST	Alloy, 27.2mm
 WEIGHT	14.14 kg










Traverse 1.5

 SIZES	M (17"), L (19"), XL (21"), XXL (23")
 COLOR(S)	Blue
 FRAME	Fuji A2-SL custom-buttressed alloy
 FORK	Suntour NEX suspension, 63mm travel
 CRANKSET	Shimano Tourney, 46/30T
 BOTTOM BRACKET	Sealed cartridge bearing
 PEDALS	Resin platform
 FRONT DERAILLEUR	Shimano Tourney
 REAR DERAILLEUR	Shimano Altus
 SHIFTERS	Shimano Altus, 2 x 8-speed
 CASSETTE	Shimano Altus, 11-34T
 CHAIN	KMC HV700
 WHEELSET	Alex double wall rims, 32h
 TIRES	Kenda Drumlin, 42-622, K-Shield flat protection
 BRAKESSET	Tektro M280, mechanical disc, 160mm rotors
 BRAKE LEVERS	Shimano EF500
 HEADSET	1-1/8" semi-integrated
 HANDLEBAR	Alloy, 18mm rise, 6 degree backsweep
 STEM	3D-forged alloy, 6 degree
 GRIPS	Velo comfort sport
 SADDLE	Selle Royale Milo+
 SEATPOST	Alloy, 27.2mm
 WEIGHT	14 kg


























Traverse 1.5 ST

 SIZES	S (15"), M (17"), L (19"), XL (21")
 COLOR(S)	Denim Blue
 FRAME	Fuji A2-SL custom-buttressed alloy
 FORK	Suntour NEX suspension, 63mm travel
 CRANKSET	Shimano Tourney, 46/30T
 BOTTOM BRACKET	Sealed cartridge bearing
 PEDALS	Resin platform
 FRONT DERAILLEUR	Shimano Tourney
 REAR DERAILLEUR	Shimano Altus
 SHIFTERS	Shimano Altus, 2 x 8-speed
 CASSETTE	Shimano Altus, 11-34T
 CHAIN	KMC HV700
 WHEELSET	Alex double wall rims, 32h
 TIRES	Kenda Drumlin, 42-622, K-Shield flat protection
 BRAKESSET	Tektro M280, mechanical disc, 160mm rotors
 BRAKE LEVERS	Shimano EF500
 HEADSET	1-1/8" semi-integrated
 HANDLEBAR	Alloy, 18mm rise, 6 degree backsweep
 STEM	3D-forged alloy, 6 degree
 GRIPS	Velo comfort sport
 SADDLE	Selle Royale Milo+ Women's
 SEATPOST	Alloy, 27.2mm
 WEIGHT	14.18 kg


























Traverse 1.7

 SIZES	M (17"), L (19"), XL (21"), XXL (23")
 COLOR(S)	Satin Black
 FRAME	Fuji A2-SL custom-buttressed alloy
 FORK	Suntour NEX suspension, 63mm travel
 CRANKSET	Prowheel, 48/38/28T
 BOTTOM BRACKET	Sealed cartridge bearing
 PEDALS	Resin platform
 FRONT DERAILLEUR	Shimano Tourney
 REAR DERAILLEUR	Shimano Tourney
 SHIFTERS	Shimano Tourney, EZ Fire, 3 x 7-speed
 CASSETTE	Shimano Tourney, 14-32T
 CHAIN	KMC HV500
 WHEELSET	Weinmann double wall rims, 32h
 TIRES	Kenda Drumlin, 42-622
 BRAKESET	Tektro M280, mechanical disc, 160mm/140mm rotors
 BRAKE LEVERS	Shimano EF41
 HEADSET	1-1/8" semi-integrated
 HANDLEBAR	Alloy, 20mm rise, 6 degree backsweep
 STEM	Alloy, 25 degree
 GRIPS	Velo comfort sport
 SADDLE	Fuji comfort sport
 SEATPOST	Alloy, 27.2mm
 WEIGHT	13.89 kg



Traverse 1.7 ST

 SIZES	S (15"), M (17"), L (19"), XL (21")
 COLOR(S)	Satin Black
 FRAME	Fuji A2-SL custom-buttressed alloy
 FORK	Suntour NEX suspension, 63mm travel
 CRANKSET	Prowheel, 48/38/28T
 BOTTOM BRACKET	Sealed cartridge bearing
 PEDALS	Resin platform
 FRONT DERAILLEUR	Shimano Tourney
 REAR DERAILLEUR	Shimano Tourney
 SHIFTERS	Shimano Tourney, EZ Fire, 3 x 7-speed
 CASSETTE	Shimano Tourney, 14-32T
 CHAIN	KMC HV500
 WHEELSET	Weinmann double wall rims, 32h
 TIRES	Kenda Drumlin, 42-622
 BRAKESET	Tektro M280, mechanical disc, 160mm/140mm rotors
 BRAKE LEVERS	Shimano EF41
 HEADSET	1-1/8" semi-integrated
 HANDLEBAR	Alloy, 20mm rise, 6 degree backsweep
 STEM	Alloy, 25 degree
 GRIPS	Velo comfort sport
 SADDLE	Fuji comfort sport
 SEATPOST	Alloy, 27.2mm
 WEIGHT	13.96 kg



Feather

A long-standing classic in the Fuji lineup, the Feather combines classic track geometry, a lightweight and comfortable steel frame and sophisticated styling into the standard for urban riding. Fast, fun and functional – that's the Feather.

AVAILABLE AS























DESIGNED FOR

Urban riders seeking simplicity and light weight, with the precision and speed offered by a more aggressive riding position to swiftly weave in and out of crowded city streets in style. Available as a single-speed with a flip-flop hub for those that prefer the ever-popular fixie option.

- ✓ Custom-budded Reynolds 520 chromoly steel is both lightweight and durable, with a solid-yet-forgiving ride quality.
- ✓ Flip-flop hub, with cog and freewheel included, allows riders to ride fixed or free.

Feather

 SIZES	XS (49cm), S (52cm), M (54cm), L (56cm), XL (58cm), XXL (61cm)
 COLOR(S)	Cool Gray, Brick Red, Midnight Black
 FRAME	Reynolds 520 chromoly steel
 FORK	Fuji flat-crown chromoly, 1" threaded steerer
 CRANKSET	Alloy track-style, 46T
 BOTTOM BRACKET	Sealed cartridge bearing
 PEDALS	Alloy platform
 CASSETTE	16T fixed cog / 16T freewheel
 CHAIN	KMC S1
 WHEELSET	Alex double wall rims, 32h, high-flange alloy sealed bearing hubs, stainless spokes
 TIRES	Vittoria Zaffiro, 25-622
 BRAKESET	Tektro R315
 BRAKE LEVERS	Promax alloy
 HEADSET	Tange 1" threaded
 HANDLEBAR	Alloy Track-style drop bar
 STEM	Alloy quill, - 18 degree rise
 TAPE	Velo perforated tape
 SADDLE	Velo Retro 5-rivet
 SEATPOST	Alloy aero, 27.2mm
 WEIGHT	9.89 kg



Brick Red



Midnight Black



Cool Gray

Declaration

Built to conquer your urban environment, the Declaration comes with a slightly less aggressive geometry than a track-style frame, the comfort and durability of steel, and the ability to ride fixed or free.

AVAILABLE AS























DESIGNED FOR

Urban riders searching for a fast, comfortable, affordable, and stylish bike they can tackle the city streets with.

- ✓ Constructed of Fuji hi-ten steel with chromoly seat tube for a lightweight, durable, and forgiving ride.
- ✓ Rack and fender mounts add carrying capacity and all-weather utility.
- ✓ Flip-flop hub, with cog and freewheel included, allows riders to ride fixed or free.

Declaration

 SIZES	XS (49cm), S (52cm), M (55cm), L (58cm), XL (61cm)
 COLOR(S)	Satin Black, Khaki Green
 FRAME	Fuji Hi-ten steel, chromoly seat tube
 FORK	Fuji Hi-ten steel
 CRANKSET	Single, 46T
 BOTTOM BRACKET	Sealed cartridge bearing
 PEDALS	Resin platform
 CASSETTE	17T fixed cog / 17T freewheel
 CHAIN	KMC S1
 WHEELSET	Alloy high profile, 28h / 32h, stainless spokes
 TIRES	Thick Slick, 28-622
 BRAKES	Alloy dual pivot caliper
 BRAKE LEVERS	Alloy
 HEADSET	FSA, 1-1/8" threadless
 HANDLEBAR	Alloy, 10mm rise
 STEM	Alloy, 17 degree rise
 GRIPS	Velo single lock-on
 SADDLE	Retro rivet
 SEATPOST	Alloy, 27.2mm
 WEIGHT	11.66 kg



Khaki Green



Satin Black

CONTENTS

88 Nevada

90 Dynamite





JUNIOR & KIDS

Nevada

The Nevada is designed with trail-ready geometry adapted from Fuji's top-end models. No hype; just reliable components on a proven frame built for real-world conditions. Lauded for its versatility, the Nevada can take riders from their first weekend ride to their first mountain bike race.

AVAILABLE AS

























DESIGNED FOR

The Nevada is designed with trail-ready geometry adapted from Fuji's top-end models. No hype; just reliable components on a proven frame built for real-world conditions. Lauded for its versatility, the Nevada can take riders from their first weekend ride to their first mountain bike race.

- ✓ A2-SL double-buttressed aluminum frame is lightweight and durable.
- ✓ Features a 100mm travel suspension fork for a smooth ride on rough roads and trails.

Nevada 26 1.9 V

 SIZES	XS (13"), S (15"), M (17")
COLOR	Satin Black
 FRAME	Fuji A2-SL custom-butt alloy front triangle, Fuji A1-SL alloy rear triangle
 FORK	Zoom CH-565AMS, 100mm travel
 CRANKSET	Prowheel, 42/34/24T
 BOTTOM BRACKET	Sealed cartridge bearing
 PEDALS	Resin platform
 FRONT DERAILLEUR	Shimano Tourney
 REAR DERAILLEUR	Shimano Tourney
 SHIFTERS	Shimano EF41, EZ Fire, 3 x 7-speed
 CASSETTE	Shimano TZ500 freewheel, 14-34T
 CHAIN	KMC HV500
 WHEELSET	Fuji Aluminum rims 36h, Formula FM-21 front, FM-31 rear hubs, black spokes
 TIRES	Kenda K1153, 26" x 2.1", 27tpi
 BRAKESET	TX-117 V-Brake
 BRAKE LEVERS	Shimano EF41
 HEADSET	1 1/8" sealed bearings
 HANDLEBAR	Hi-Ten, riser, 30mm rise, 700mm
 STEM	Fuji, forged aluminum, +/-6 degree
 GRIPS	Fuji Performance Grip
 SADDLE	Fuji Performance Saddle
 SEATPOST	Fuji, alloy, 31.6mm
 WEIGHT	13.47 kg



Dynamite

Designed for young boys and girls looking to start exploring trails, parks and dirt lots and for parents introducing their children to the world of mountain biking, the Dynamite is the gateway bike. And family outings are most successful when everybody is on the same page equipment-wise. The Dynamite is a real bike that can grow with kids as they fall in love with riding.

AVAILABLE AS









DESIGNED FOR

Approximately 5- to 12-year-old boys and girls who want more than a toy to be able to keep up with their parents on trails and unpaved roads – especially those frustrated by heavy department store bikes, who are tough on their equipment, and/or who have siblings likely to inherit their bike down the road.
























- ✓ A1 aluminum frame is lightweight and durable.
- ✓ Disc or linear-pull brakes for increased stopping power.
- ✓ Top tube design provides greater standover, allowing for easy-on and easy-off and ample room for growing young riders.
- ✓ Short-reach brake levers enable kids to safely and comfortably control braking.
- ✓ Suspension fork smooths out the bumps.
- ✓ Shimano drivetrain provides reliable, smooth shifting with a wide gearing range to climb hills or go fast on flats.

Dynamite 24 Pro Disc

 SIZES	12"
 COLOR(S)	Green
 FRAME	A1-SL alloy front and rear triangle
 FORK	SR Suntour SF13-XCT-JR-DS 24, 50mm
 CRANKSET	Prowheel, 42/34/24T
 BOTTOM BRACKET	Sealed cartridge bearing
 PEDALS	Resin platform
 FRONT DERAILLEUR	Shimano Tourney
 REAR DERAILLEUR	Shimano Acera
 SHIFTERS	Shimano Tourney REVO, 3 x 8-speed
 CASSETTE	Shimano HG31, 11-32T
 CHAIN	KMC HV700
 WHEELSET	Fuji Aluminum rims 32H, Formula DC20 front, DC22 rear alloy hubs, black spokes
 TIRES	Kenda Small Block Eight, 24" x 2.1", 30tpi
 BRAKESSET	Tektro M280, 160mm rotors
 BRAKE LEVERS	Alloy, 2-finger, short reach
 HEADSET	FSA 1 1/8" sealed bearings
 HANDLEBAR	Alloy flat bar
 STEM	Fuji, alloy, +/-17 degree
 GRIPS	Single-density Kraton
 SADDLE	Selle Royal
 SEATPOST	Fuji, alloy, 27.2mm
 WEIGHT	12.26 kg



Dynamite 24 Comp

 SIZES	12"
 COLOR(S)	Black / Blue, Black / Purple
 FRAME	A1-SL alloy front and rear triangle
 FORK	Zoom CH-565, 50mm
 CRANKSET	Fuji, 152mm, 36T
 BOTTOM BRACKET	Sealed cartridge bearing
 PEDALS	Resin platform
 REAR DERAILLEUR	Shimano Acera
 SHIFTERS	Shimano Tourney REVO, 1 x 8-speed
 CASSETTE	Shimano HG31, 11-32T
 CHAIN	KMC HV700
 WHEELSET	Fuji Aluminum rims 32H, Formula FM21 front, FM32 rear alloy hubs, black spokes
 TIRES	Kenda Small Block Eight, 24" x 1.95", 30tpi
 BRAKESSET	Alloy, linear pull
 BRAKE LEVERS	Alloy, 2-finger, short reach
 HEADSET	1 1/8" sealed bearings
 HANDLEBAR	Fuji steel riser bar, 30mm rise
 STEM	Fuji, Steel, 1 1/8" quill, 15 rise
 GRIPS	Single-density Kraton
 SADDLE	Selle Royal
 SEATPOST	Fuji, steel, 27.2mm
 ACCESSORIES	Kickstand
 WEIGHT	11.97 kg


























Black/Purple



Black/Blue



Dynamite 20

 SIZES	10"
 COLOR(S)	Blue, Purple
 FRAME	A1-SL alloy front and rear triangle
 FORK	Zoom CH-386E, 40mm
 CRANKSET	Fuji, 140mm, 36T
 BOTTOM BRACKET	Water-sealed, Loose ball
 PEDALS	Resin platform
 REAR DERAILLEUR	Shimano Tourney
 SHIFTERS	Shimano Tourney REVO, 1 x 6-speed
 CASSETTE	Shimano freewheel, 14-28T
 CHAIN	KMC HV500
 WHEELSET	Fuji Aluminum rims, Fuji 32H hubs, black spokes
 TIRES	Kenda Small Block Eight, 20" x 2.1", 30tpi
 BRAKESSET	Alloy, linear pull
 BRAKE LEVERS	Alloy, 2-finger, short reach
 HEADSET	1 1/8" sealed bearings
 HANDLEBAR	Fuji steel flat bar
 STEM	Fuji, Steel, 1 1/8" quill, 15 rise
 GRIPS	Single-density Kraton
 SADDLE	Selle Royal
 SEATPOST	Fuji, steel, 27.2mm
 ACCESSORIES	Kickstand
 WEIGHT	11.42 kg



Purple



Blue

